

29<sup>TH</sup> ISL WORLD CONGRESS  
OF LYMPHOLOGY



# ISL 2023

**11 > 15 SEPTEMBER**

GENOVA, ITALY  
MAGAZZINI DEL COTONE  
CONGRESS CENTER

*Bridging THE GAP*

*Updated: September 9, 2023*

Welcome Address	3
ISL International Society of Lymphology	4
Patronages	6
Faculty	7
Program at a glance	8
Topics	10
Opening Ceremony	11
Scientific Sessions	12
September 12	13
September 13	17
September 14	21
September 15	26
Honorary Plenary session	27
Breakout Sessions	28
September 11 & 12	29
September 13	30
September 14	32
September 15	34
Free Papers Presentations <i>details</i>	35
Oral Free Presentations	36
Poster discussion	44
General Information	46
Italian and European accreditations	48
ECM (Italian Credits)	48
ECMEC@s (European Credits)	50
Congress venue	51
Exhibitors	52
Sponsor	53

*Dearest Friends,*

*as Chairmen of the great upcoming event, promoted by ISL-International Society of Lymphology, we have the pleasure and the honour to welcome you all to the 29th ISL World Congress of Lymphology in 2023 (September 11-15).*

*The Congress will be held in the beautiful city of Genova, an ancient Italian Maritime Republic.*

*The Congress aim is to bring together the International Lymphology Community: scientists, physicians, surgeons, therapists, researchers, industry and healthcare providers will share the most updated news on a subject that is getting more and more attention.*

*You can look forward to an exciting Scientific Program spanning 5 days consisting of plenary lectures, expert panel discussions, free paper sessions, and instructional courses.*

*A Special Section will be dedicated to Patients and their Associations.*

*Satellite Symposia and Joint Sessions will be organized with other National, European and World related Societies.*

*Our Congress will take place at "Magazzini del Cotone", the prestigious Conference Centre located in one of the historic piers of the Ancient Port of Genova.*

*An attractive Social Program will be offering unforgettable and unique opportunities of special relax in the most famous and wonderful sites of Genova and the "Riviera Ligure".*

*Join us, dearest Friends, and enjoy the beautiful and charming atmosphere of our Congress in Genova!*

**Corrado Campisi**  
Congress President

**Corradino Campisi**  
Congress Honorary Chairman

### ISL INTERNATIONAL SOCIETY OF LYMPHOLOGY



#### ISL Central Office

The University of Arizona College of Medicine, Department of Surgery,  
1501 N. Campbell Avenue, Room 4402K, P.O. Box 245200, Tucson, Arizona 85724-5200 USA  
Tel: 001-(520) 626-6360 | Fax: 001-(520) 626-0822  
Email: lymph@email.arizona.edu | Website: <https://isl.arizona.edu/>

#### ISL Committee 2021-2023

President: **M. A. Amore, Buenos Aires (Argentina)**  
President-Elect: **E. Dimakakos, Athens (Greece)**  
Treasurer: **A. Pissas, Bagnols sur Cèze/Montpellier (France)**  
Secretary-General: **M.H. Witte, Tucson (USA)**

#### Executive Committee

**P. Bourgeois, Brussels (Belgium)**  
**H. Brorson, Malmö (Sweden)**  
**S. Daley, Los Angeles (USA)**  
**S. Hayes, Brisbane (Australia)**  
**S. Leong, San Francisco (USA)**  
**O. Leduc, Brussels (Belgium)**  
**N. Liu, Shanghai (China)**  
**G. Manokaran, Chennai (India)**  
**S. Michelini, Rome (Italy)**  
**E. Okada, Toyama (Japan)**  
**A. Szuba, Wroclaw (Poland)**  
**S. Thiadens, Vallejo (USA)**  
**T. Yamamoto, Tokyo (Japan)**

#### Advisory Committee

Chair: **C. Campisi, Genova (Italy)**  
Co-Chair: **E. Földi, Hinterzarten (Germany)**  
Co-Chair: **C. Papendieck, Buenos Aires (Argentina)**  
Co-Chair: **M. Ohkuma, Sakai (Japan)**

#### Ex-Officio Committee Members

Journal Editor: **M. Bernas, Ft. Worth (USA)**  
Central Office Manage: **G. Wagner, Tucson (USA)**

#### ISL2023 CONGRESS PRESIDENT

**Dr. Corrado Campisi, Genova (Italy)**

#### ISL2023 HONORARY CONGRESS PRESIDENT

**Prof. Corradino Campisi, Genova (Italy)**

<b>1966</b>	1ST INTERNATIONAL CONGRESS	Zurich, Switzerland
<b>1968</b>	2ND INTERNATIONAL CONGRESS	Miami, Florida, USA
<b>1969</b>	POSTGRADUATE COURSE OF LYMPHOLOGY	Davos, Switzerland
<b>1970</b>	3RD INTERNATIONAL CONGRESS	Brussels, Belgium
<b>1973</b>	4TH INTERNATIONAL CONGRESS	Tucson, Arizona, USA
<b>1975</b>	5TH INTERNATIONAL CONGRESS	Buenos Aires, Argentina and Rio de Janeiro, Brazil
<b>1977</b>	6TH INTERNATIONAL CONGRESS	Prague, Czechoslovakia
<b>1979</b>	7TH INTERNATIONAL CONGRESS	Florence, Italy
<b>1981</b>	8TH INTERNATIONAL CONGRESS	Montreal, Canada
<b>1983</b>	9TH INTERNATIONAL CONGRESS	Tel Aviv, Israel
<b>1985</b>	10TH INTERNATIONAL CONGRESS	Adelaide, Australia
<b>1987</b>	11TH CONGRESS	Vienna, Austria
<b>1989</b>	12TH CONGRESS	Tokyo and Kyoto, Japan
<b>1991</b>	13TH INTERNATIONAL CONGRESS	Paris, France
<b>1993</b>	14TH INTERNATIONAL CONGRESS	Washington, DC, USA
<b>1995</b>	15TH INTERNATIONAL CONGRESS	Sao Paulo, Brazil
<b>1997</b>	16TH INTERNATIONAL CONGRESS	Madrid, Spain
<b>1999</b>	17TH INTERNATIONAL CONGRESS	Madras, India
<b>2001</b>	18TH INTERNATIONAL CONGRESS	Genova, Italy
<b>2003</b>	19TH INTERNATIONAL CONGRESS	Freiburg, Germany
<b>2005</b>	20TH INTERNATIONAL CONGRESS	Salvador, Brazil
<b>2007</b>	21ST INTERNATIONAL CONGRESS	Shanghai, China
<b>2009</b>	22ND INTERNATIONAL CONGRESS	Sydney, Australia
<b>2011</b>	23RD INTERNATIONAL CONGRESS	Malmö, Sweden
<b>2013</b>	24TH INTERNATIONAL CONGRESS	Rome, Italy
<b>2015</b>	25TH WORLD CONGRESS	San Francisco, USA
<b>2017</b>	26TH WORLD CONGRESS	Barcelona, Spain
<b>2019</b>	27TH WORLD CONGRESS	Buenos Aires/ Iguazu, Argentina
<b>2021</b>	28TH WORLD CONGRESS	Athens, Greece
<b>2023</b>	29TH WORLD CONGRESS	Genova, Italy

## UNDER THE AUSPICES OF

Con il Patrocinio del  
*Ministero della Salute*  
Monday September 11, 2023



## ENDORSEMENTS



INTERNATIONAL UNION  
OF ANGIOLOGY



**Congress President**

Campisi, Corrado Cesare (Italy)

**Honorary Congress President**

Campisi, Corradino (Italy)

**Faculty****A**

Adriaenssens, Nele (Belgium)  
Al Sakkaf, Ali (Spain)  
Allegra, Claudio (Italy)  
Amore, Miguel Angel (Argentina)  
Andrade, Mauro (Brazil)  
Arcuri, Francesco (Italy)

**B**

Baraldini, Vittoria (Italy)  
Bartlett J., Mitchell (USA)  
Baumeister, Ruediger (Germany)  
Becker, Corinne (France)  
Belgrado, Jean Paul (Belgium)  
Bellini, Carlo (Italy)  
Bernas, Michael (USA)  
Bertelli, Matteo (Italy)  
Bianchi, Bernardo (Italy)  
Boccardo, Francesco (Italy)  
Bolletta, Alberto (Italy)  
Bonetti, Gabriele (Italy)  
Boon, Laurence (Belgium)  
Borman, Pinar (Turkey)  
Bourgeois, Pierre (Belgium)  
Brorson, Hakan (Sweden)  
Brownell, Naylor (USA)  
Busetto, Alessandro (Italy)

**C**

Catalano, Mariella (Italy)  
Cestari, Marina (Italy)  
Cetta, Francesco (Italy)  
Chang, David (USA)  
Chen, Wei (USA)  
Chen, Hung Chi (Taiwan)  
Cheng, Ming-Huei (Taiwan)  
Chi, Yung-Wei (USA)  
Cho, Min-Jeong (USA)  
Cigna, Emanuele (Italy)  
Ciliberti, Marino (Italy)  
Cittadini, Giuseppe (Italy)  
Coleznick, Adam (Poland)  
Colletti, Giacomo (Italy)  
Coplin, Marcus (USA)  
Cordova, Adriana (Italy)

**D**

Dalmonte, Pietro (Italy)  
De Caro, Giovanni (Italy)  
De Fazio, Stefania (Italy)  
De La Cruz, Carolyne (USA)  
Dellinger, Michael (USA)  
Di Cataldo, Antonio (Italy)  
Di Summa, Pietro (Switzerland)

Dimakakos, Evangelos (Greece)  
Dionysiou, Dimitris (Greece)  
Dori, Yoav (USA)

**E**

Elia, Rossella (Italy)  
Erickson, Robert (USA)

**F**

Faerber, Gabriele (Germany)  
Feldman, Sheldon (USA)  
Finocchiaro, Etta (Italy)  
Fiocca, Roberto (Italy)  
Forner Cordero, Isabel (Spain)  
Forster, Kate (UK)  
Fox, Jana (USA)  
Franchi, Alberto (Switzerland)  
Fulcheri, Ezio (Italy)

**G**

Galli, Tiziana (Italy)  
Gariglio, Anderson (Brazil)  
Gaspari, Achille Lucio (Italy)  
Gentileschi, Stefano (Italy)  
Gianesini, Sergio (Italy)  
Giordano, Valeria (Italy)  
Gloviczki, Monika L. (USA)  
Gloviczki, Peter (USA)  
Granzow, Jay (USA)  
Guntau, Moritz (Germany)  
Gurtner, Geoffrey C. (USA)

**H**

Hakonarson, Hakon (USA)  
Harfouche, Joseph (Belgium)  
Hayashi, Akitatsu (Japan)  
Hayes, Sandi (Australia)  
Herbst, Karen (USA)  
Hong, Pio Joon (South Korea)

**I**

Iker, Emily (USA)

**J**

Jackson, David (UK)  
Jakus, Zoltan (Hungary)  
Jiga, Lucian (Germany)  
Johansson, Karin (Sweden)

**K**

Karlsmark, Tonny (Denmark)  
Kelland, Stephen (Canada)  
Kelly, Benjamin (Denmark)  
Koleznick, Adam (Poland)

Koshima, Isao (Japan)

**L**

Latorre Parra, Alejandro (Colombia)  
Lazarashvili, Zara (Georgia)  
Lee, Byung-Boong (USA)  
Leong, Stanley (USA)  
Lindenblatt, Nicole (Switzerland)  
Lisson, Kathleen (USA)  
Liu, Ning-Fei (China)  
Lo Torto, Federico (Italy)  
Lopez Gutierrez, Juan Carlos (Spain)

**M**

Macciò, Alberto (Italy)  
Maisetti, Anna (Italy)  
Makinen, Taija (Sweden)  
Manokaran, Gurusamy (India)  
Manzara, Augusto (Italy)  
Martin Almedina, Silvia (UK)  
Maruccia, Michele (Italy)  
Masia, Jaume (Spain)  
Mattassi, Raul (Italy)  
Menegatti, Erica (Italy)  
Michellini, Sandro (Italy)  
Mo, Makoto (Japan)  
Moffatt, Christine (UK)  
Mohos, Balazs (Hungary)  
Morgan, Karen (UK)  
Muzembo, Jean (Dem. Republic of the Congo)

**N**

Nacchiero, Eleonora (Italy)  
Neligan, Peter (USA)  
Nemeth, Norbert (Hungary)  
Nicoli Fabio (Italy)

**O**

Ocskay, Zsombor (Hungary)  
Okada, Eikichi (Japan)

**P**

Pagano, Maurizio (Italy)  
Parri, Silvia (Italy)  
Patel, Ketan (USA)  
Pereira De Godoy, Jose Maria (Brazil)  
Piller, Neil (Australia)  
Pinto, Erin (USA)  
Pissas, Alexandre (France)  
Pons, Gemma (Spain)

**Q**

Qiu, Shan Shan (Netherland)

Queré, Isabelle (France)

**R**

Raposio, Edoardo (Italy)  
Rockson, Stanley G. (USA)  
Romanelli, Marco (Italy)  
Rossi, Umberto (Italy)

**S**

Salgarello, Marzia (Italy)  
Salmé, M. Antonietta (Italy)  
Scaglioni, Mario (Switzerland)  
Schingale, Franz Josef (Germany)  
Schwarz, Graham (USA)  
Scuderi, Angelo (Brazil)  
Seo, Catherine (USA)  
Serino, Francesco (UAE United Arab Emirates)  
Singhal, Dhruv (USA)  
Smith, Chris (USA)  
Srinivasan, Sathish (USA)  
Stagnitti, Franco (Italy)  
Stagno D'Alcontres, Francesco (Italy)  
Suami, Hiroo (Australia)  
Sukkar, Samir (Italy)  
Suominen, Sinikka (Finland)  
Szuba, Andrzej (Poland)

**T**

Telinus, Niklaus (Denmark)  
Thiadens, Saskia (USA)  
Thomas, Melanie (UK)  
Tonelli, Francesco (Italy)  
Tsokani, Aristi (Greece)

**V**

Vella, Laura (USA)  
Vibeke, Hjortal (Denmark)  
Vikkula, Miikka (Belgium)  
Villa, Giuseppe (Italy)  
Visconti, Giuseppe (Italy)  
Vitale, Marco (Italy)

**W**

Westbrook, Betty (USA)  
Williams, Brittany (USA)  
Witte, Marlys (USA)

**Y**

Yamamoto, Takumi (Japan)  
Yong Jeon, Jae (South Korea)

**Z**

Zanasi, Alessandro (Italy)  
Zucker, Jeannette (USA)

Further thanks to: Argentino, Giulia (Italy) / Ashforth, Karen (USA) / Atlan, Michael (France) / Bruno, Agostino (Italy) / De Filippo, Guido (Italy) / Francis, Ashleigh (USA) / Leoncini, Giacomo (Italy) / Mellgrim, Sue (Sweden) / Molinari, Lidia (Italy) / Nguyen, Dung (USA) / Parodi, Elena (Italy) / Paukshto, Michael (USA) / Rovnaya, Alexandra (Russia) / Shinaoka, Akira (Japan) / Vercesi, Franco (Italy) / Witt, Mathias (Germany)

Accr.	From	To	Hall	Session - Activity
-------	------	----	------	--------------------

**September 11**

	02:00 pm	06:00 pm	Maestrale	ISL2023 Opening Ceremony
	06:30 pm	07:30 pm	Exhibition Hall	Exhibition Hall Opening
	07:30 pm		Exhibition Hall	Welcome Reception

**September 12**

	07:00 am	08:00 am	Dedicated Rooms	Instructional Courses ( <i>see pag.29</i> )
ECM+CME	08:00 am	10:00 am	Maestrale	Anatomy & Pathology, Physiology & Pathophysiology of the Lymphatic Circulation for Clinical Practice
CME	08:00 am	10:00 am	Scirocco	Lymphology: Basic Sciences & Lymphedema Awareness
	10:00 am	12:00 pm	Libeccio	Oral Free Presentations   Topics 03 / 04 / 06 / 07 / 08
	10:00 am	04:00 pm	Exhibition Area	Industry Sponsored Symposium
ECM+CME	10:15 am	01:00 pm	Maestrale	ISL-SISAV Joint Session Lymphatic Malformations: an update
CME	10:15 am	11:45 am	Scirocco	The State of Complete Decongestive Therapy
ECM+CME	02:30 pm	04:30 pm	Maestrale	Immunological Roles of Lymphatics & Immunotherapy for Lymphatic Disorders / Oncolymphology: Cancer and the Immune System
CME	02:30 pm	04:30 pm	Scirocco	ISL-ESL Joint Working Group on Lymphoscintigraphy
	02:30 pm	04:00 pm	Libeccio	Oral Free Presentations   Topics 01 / 02 / 23
ECM+CME	04:30 pm	06:00 pm	Maestrale	Imaging of the Lymphatic System
CME	04:30 pm	06:00 pm	Scirocco	ISL-ILF-ITALF Joint Session
CME	06:00 pm	06:45 pm	Scirocco	Current state of Lymphedema care in the world
ECM+CME	06:00 pm	07:45 pm	Maestrale	Peripheral Lymphedema and Related Disorders
CME	06:45 pm	07:30 pm	Scirocco	Recent updates in Complex Physical Therapy: MLD, Compression and Exercise

**September 13**

	07:00 am	08/10 am	Dedicated Rooms	Instructional Courses ( <i>see pag.30</i> )
ECM+CME	08:00 am	10:00 am	Maestrale	From Lymphangiogenesis via Preclinical Models to Clinical Trials of Lymphatic Diseases
CME	08:00 am	10:00 am	Scirocco	Science per Aquam: Veno-Lymphatic Evidence-Based Advancements in Hydrotherapy
	10:00 am	12:00 pm	Libeccio	Oral Free Presentations   Topics 05 / 15
	10:00 am	04:00 pm	Exhibition Hall	Industry Sponsored Symposium
	10:00 am	12:15 pm	Ponente	The Inaugural Marlys Witte Central and Regional Lymphatic System in Health and Disease session
CME	10:15 am	12:30 pm	Scirocco	Lipedema, Lipo-Lymphedema and Phlebo-Lymphedema
ECM+CME	10:15 am	01:30 pm	Maestrale	Lymphedema Surgical Treatment: Evolution and New Indications
	12:30 pm	01:45 pm	Scirocco	Industry Sponsored Symposium
	02:00 pm	04:00 pm	Libeccio	Industry Sponsored Symposium
	02:00 pm	03:45 pm	Ponente	Oral Free Presentations   Topics 09 / 10 / 11
ECM+CME	02:30 pm	04:00 pm	Maestrale	Liposuction



Accr.	From	To	Hall	Session - Activity
CME	02:30 pm	04:00 pm	Scirocco	Nutrition & Drug-Dietetic Protocols in Clinical Lymphology
CME	04:00 pm	05:00 pm	Scirocco	ISL- IRM Joint Symposium : How has the Imaging changed the Surgical approach and outcome for Lymphedema
ECM+CME	04:00 pm	06:30 pm	Maestrale	Update in Breast Cancer Treatment and Primary Prevention of Secondary Lymphedema
CME	05:00 pm	06:30 pm	Scirocco	Lymphedema Challenge: from Global Conservative Approach to Surgery
	05:00 pm	06:30 pm	Libeccio	Oral Free Presentations   Topics 12 / 13 / 14 / 16 / 19
	06:30 pm	07:30 pm	Ponente Levante	ISL Consensus Document (First Draft)
	09:00 pm	11:39 pm	Villa Lo Zerbino	Gala Dinner

### September 14

	07:00 am	08:00 am	Dedicated Rooms	Instructional Courses ( <i>see pag.32</i> )
CME	08:00 am	09:30 am	Scirocco	New Horizons in Lymphology: Robotic Lymphatic Surgery & Microsurgery
ECM+CME	08:00 am	10:15 am	Maestrale	Tips and Tricks to set up a Lymphedema Clinic
CME	09:30 am	10:45 am	Scirocco	Lymphology for Surgeons
CME	09:30 am	11:00 am	Ponente Levante	Symposium SICPRE Italian Society of Plastic, Reconstructive and Aesthetic Surgery : Update on Lymphatic Surgery & Microsurgery for the Treatment of Peripheral Lymphedema
	10:00 am	04:00 pm	Exhibition Area	Industry Sponsored Symposium
ECM+CME	10:15 am	11:45 am	Maestrale	ISEM-ISL Joint Session Experimental Lymphatic Microsurgery: Research & Training Translational Lymphology
CME	10:45 am	11:45 pm	Scirocco	Lymphatic and Wound Care
	11:30 am	12:45 pm	Libeccio	Oral Free Presentations   Topics 21 / 24 / 25 / 26
ECM+CME	11:45 am	12:30 pm	Maestrale	New Perspectives in Lymphedema Therapy
	11:45 am	01:30 pm	Scirocco	Industry Sponsored Symposium
ECM+CME	12:30 pm	01:30 pm	Maestrale	The Colombian School of Lymphology
ECM+CME	02:30 pm	03:30 pm	Maestrale	Genital Lymphedema
	02:30 pm	04:00 pm	Libeccio	Oral Free Presentations   Topic 20
CME	03:30 pm	04:45 pm	Scirocco	ISL-ESL Joint Session Shared Diagnostic and Therapeutic Approach
ECM+CME	03:30 pm	05:30 pm	Maestrale	Surgical Lymphedema Management: from Prevention to Treatment
	04:00 pm	05:30 pm	Libeccio	Poster discussion
CME	04:45 pm	06:00 pm	Scirocco	ISL- ITALF Joint Session Contribution of Clinical and Experimental Research in the Chronic Management of Lymphedema and Lipedema
ECM+CME	05:30 pm	07:30 pm	Maestrale	ISL- ILF Joint Session: Epidemiology, Consensus Documents, Information and Training
	06:00 pm	07:30 pm	Scirocco	The Voice of Patients affected by Lymphatic Disorders & Quality of Life Issues

### September 15

	07:00 am	08:00 am	Dedicated Rooms	Instructional Courses ( <i>see pag.34</i> )
ECM+CME	08:00 am	09:00 am	Maestrale	ISL-LWA Joint Session Lipedema: Current Knowledge and Future Perspectives
ECM+CME	09:00 am	10:00 am	Maestrale	Joint Session ISL - Patient's Associations : What Possible Collaboration? Round Table
	10:00 am	01:00 pm	Maestrale	General Assembly -- ISL Consensus Document on Perypheral Lymphedema - Updates -- Closing Ceremony

01. Lymphology: Basic Sciences & Applied Technologies
02. Anatomy and Pathology of the Lymphatic Circulation for Clinical Practice
03. Vascular Anomalies & Lymphatic Malformations
04. Pediatric Lymphology
05. Imaging of the Lymphatic System & Role of Lymphoscintigraphy
06. Immunology & Immunotherapy for Lymphatic Disorders
07. Oncolymphology; Research & Technological Development
08. Peripheral Lymphedema and Related Disorders
09. Drug Therapy, Physical Treatments & Adjuvants for Lymphedema
10. Exercise & Lymphedema: Advanced Technologies
11. Thermal Therapy for Lymphedema
12. Operative Procedures for Peripheral Lymphedema
13. Technological Requirements for Lymphatic Surgery
14. Liposuction & Lymphatic Microsurgery
15. Fluo Micro-Lymphography
16. Tissue Engineering for Lymphatic Revascularization
18. Nutrition & Drug-Dietetic Protocols in Clinical Lymphology
19. Lymphatic Filariasis and Tropical Lymphedema
20. Lipedema, Lipo-Lymphedema and Phlebo-Lymphedema
21. The New Era of Wellness and the Lymphatic System
23. Translational Lymphology: From Basic Sciences to Clinical Implications and Therapeutic Procedures
24. The Voice of Patients Affected by Lymphatic Disorders & Quality of Life Issues
25. New Technologies for Diagnosis & Treatments of Lymphatic Disorders
26. Lymphedema Wound Care

**MAESTRALE HALL**

2.00pm-6.00pm

**OPENING CEREMONY**

The Modern Lymphology: Bridging the gap

**WELCOME ADDRESSES**

**C. C. Campisi (Italy)** *ISL Congress President*  
**C. Campisi (Italy)** *ISL Congress Honorary President*  
**M. Witte (USA)** *ISL Secretary General*  
**M. Amore (Argentina)** *ISL President*  
**E. Dimakakos (Greece)** *ISL President Elect*

**Honorary & Local-National-International Institutional Welcome****Keynote Inaugural Lecture****M. Witte (USA)**

History of the ISL - International Society of Lymphology and Future Perspectives (30')

**Gaspare Aselli's Medal ISL Recognition to David Jackson (UK)****Keynote lectures****P. Neligan (USA)**

State of art: Lymphedema Treatment (20')

**S. Giancesini (Italy)**

Veins &amp; Lymphatics: a family affair, they said (20')

**WELCOME CEREMONY OF THE 10<sup>th</sup> CONGRESS OF SISAV**

Società Italiana per lo Studio delle Anomalie Vascolari  
*Italian Society for the Study of Vascular Anomalies*

**R. Mattassi (Italy)**  
**V. Baraldini (Italy)**  
**C. Campisi (Italy)**

29<sup>th</sup> *ISL* World Congress  
of Lymphology

11>15  
September

*Bridging  
THE GAP*



# *Scientific sessions*

*UEMS & AGENAS accredited*

**MAESTRALE HALL** ECM+CME

8.00am-10.00am

**ANATOMY & PATHOLOGY, PHYSIOLOGY & PATHOPHYSIOLOGY OF THE LYMPHATIC CIRCULATION FOR CLINICAL PRACTICE**

Honorary Chairmen:

R. Fiocca (Italy), A. Pissas (France), A. Szuba (Poland)

Chairmen:

M. Amore (Argentina), E. Fulcheri (Italy)

08.00am-08.15am **M. Amore (Argentina)**

Central Lymphatics:

from Anatomy to Clinic and Surgery

08.15am-08.30am **D. Singhal (USA)**

Lymphatic Anatomical Research of the Upper Extremity

08.30am-08.45am **H. Suami (Australia)**

Understanding anatomical changes in lymphedema and its potential applications for management

08.45am-09.00am **E. Fulcheri (Italy)**

Prognostic value of histopathology in staging and assessment of the lymphatic system disease

09.00am-09.15am **J. P. Belgrado (Belgium)**

Anatomy of the superficial lymphatic network: interest of near infrared fluorescence imaging in the mapping and functional evaluation in specific clinical situations

**Keynote lecture**09.15am-09.35am **A. Szuba (Poland)**

Update on Physiology and Pathophysiology of Lymphatic System

09.35am-10.00am **Discussion****SCIROCCO HALL** CME

8.00am-10.00am

**LYMPHOLOGY: BASIC SCIENCES & LYMPHEDEMA AWARENESS**

Chairmen:

E. Iker (USA), M. Witte (USA)

**Keynote lectures**08.00am-08.15am **N. Liu (China)**Lymphatic development and pediatric lymphology  
(videorecorded presentation)08.15am-08.30am **B. Westbrook (USA)**

Early Intervention for Pediatric Lymphedema

08.30am-08.45am **B. Williams (USA)**

Pediatric Lymphedema: Addressing protocol, Resources and Hurdles

08.45am-09.00am **K. H. Lisson (USA)**

Lymphedema Awareness: Before and After Diagnosis

09.00am-09.15am **A. Al-Sakkaf (Spain)**

Perspectives of Lymphedema Education

09.15am-09.30am **A. Al-Sakkaf (Spain)**

Sentinel Lymph Node Outcomes

09.30am-09.45am **C. Bellini (Italy)**

Prenatal and Neonatal Lymphology: an overview

09.45am-10.00am **Discussion**

**MAESTRALE HALL** ECM+CME

10.15am-01.00pm

**ISL-SISAV JOINT SESSION  
LYMPHATIC MALFORMATIONS: AN UPDATE**

Honorary Chairmen:

Y. Dori (USA), P. Gloviczki (USA), B. B. Lee (USA)

Chairmen:

M. Amore (Argentina), R. Mattassi (Italy)

10.15am-10.30am P. Dalmonte (Italy)

ISSVA classification and SISAV guidelines  
for lymphatic malformations

10.30am-10.45am B. B. Lee (USA)

Primary lymphedema and Klippel-Trenaunay syndrome

10.45am-11.00am V. Baraldini (Italy)

Medical treatment of syndromic lymphatic  
malformations

11.00am-11.15am J. C. Lopez Gutierrez (Spain)

Lymphatic malformations and bone involvement

11.15am-11.30am G. Colletti (Italy)

Treatment of lymphatic malformations  
of head and neck

11.30am-11.45am M. Guntau (Germany)

Electroporation with Bleomycine in lymphatic  
and venous malformations

11.45am-11.50am C. C. Campisi (Italy)

Voluminous and relapsing multilobular cystic  
lymphangioma of the right inguinal - crural region -  
Case Report11.50am-12.00pm *Discussion***Keynote lectures**

12.00pm-12.30pm B. B. Lee (USA)

Lymphedema and lymphatic malformations

12.30pm-01.00pm P. Gloviczki (USA)

Milestones in lymphatic Microsurgery  
for lymphedema and chylous complications**SCIROCCO HALL** CME

10.15am-11.45am

**THE STATE OF COMPLETE DECONGESTIVE THERAPY**

Honorary Chairmen:

E. Dimakakos (Greece), S. Thiadens (USA)

Chairmen:

A. Latorre Parra (Colombia), A. Szuba (Poland)

10.15am-10.25am A. Latorre Parra (Colombia)

Management of Complex Decongestive Therapy  
in Special Cases

10.25am-10.35am A. Macciò (Italy)

DOT-IPC Mechanical Lymphdrainage:  
New Combined Technique

10.35am-10.45am B. Westbrook (USA)

CDT in Pediatric Lymphedema

10.45am-10.55am M. Cestari (Italy)

Self management

10.55am-11.05am M. L. Gloviczki (USA)

Adjuvant drug treatment for lymphedema

11.05am-11.15am *Discussion***Historical keynote lectures**

11.15am-11.30am A. Macciò (Italy)

History of Lymphology from Aselli to Early '900

11.30am-11.45am F. Tonelli (Italy)

Italian Contributions "bridging the gap" of Lymphology  
for Surgeons in the New Era (*videorecorded presentation*)

**MAESTRALE HALL** ECM+CME

2.30pm-4.30pm

**IMMUNOLOGICAL ROLES OF LYMPHATICS & IMMUNO-THERAPY FOR LYMPHATIC DISORDERS  
ONCOLYMPHOLOGY: CANCER AND THE IMMUNE SYSTEM**

Honorary Chairman: **E. Okada (Japan)**  
 Chairmen: **S. P. Leong (USA), M. Witte (USA)**  
 Co-Chairman: **A. Szuba (Poland)**

**Keynote lectures**02.30pm-02.50pm **D. Jackson (UK)**

Keyroles of Lymphatics in Immunity and Inflammation

02.50pm-03.10pm **M. Witte (USA)**

Lymphatic Systemomics and Cancer

03.10pm-03.30pm **E. Okada (Japan)**

An immunohistochemical study on distribution of podoplanin - positive lymphatic vessels and podoplanin deposition in colorectal polypoid regions

03.30pm-03.50pm **S. P. Leong (USA)**

Molecular and Clinical Evidence of the Immune System to combat Cancer

03.50pm-04.30pm **Final remarks**

4.30pm-6.00pm

**IMAGING OF THE LYMPHATIC SYSTEM**

Honorary Chairman: **Y. Dori (USA), M. Witte (USA)**  
 Chairmen: **M. Bernas (USA), P. Bourgeois (Belgium), P. Neligan (USA)**  
 Co-Chairmen: **J. P. Hong (S. Korea), G. Villa (Italy)**

04.30pm-04.40pm **N. Liu (China)**General Overview (*videorecorded presentation*)04.40pm-04.50pm **A. Manzara, G. Villa (Italy)**

Lymphoscintigraphy

04.50pm-05.00pm **T. Yamamoto (Japan)**

ICG Micro-Lymphography

05.00pm-05.10pm **A. Hayashi (Japan)**

Ultra-High Frequency Ultrasound (UHFUS)

05.10pm-05.20pm **P. Neligan (USA)**

MR

05.20pm-05.30pm **M. Witte (USA)**

Advances in ultrasound and photoacoustic imaging of the lymphatics -- Non-invasive Lymphatic Imaging in Neonates and Young Children with Complex Lymphatic Disorders

05.30pm-05.45pm **G. Cittadini (Italy), G. De Caro (Italy), U. Rossi (Italy)**

Interventional Radiology for Lymphatic Disorders

05.45pm-06.00pm **Discussion****SCIROCCO HALL** CME

2.30pm-4.30pm

**ISL-ESL JOINT WORKING GROUP  
ON LYMPHOSCINTIGRAPHY**

Chairman: **P. Bourgeois (Belgium)**  
 Co-Chairmen: **M. Amore (Argentina), M. Bernas (USA), F. Boccardo (Italy), A. Pissas (France), G. Villa (Italy)**

02.30pm-02.40pm **P. Bourgeois (Belgium)**

Introduction: For a standardisation of the lymphoscintigraphic investigations of the lymphedemas, why and when?

02.40pm-02.50pm **P. Bourgeois (Belgium)**

The Belgian protocol... but what is done in Belgium...

02.50pm-03.00pm **G. Villa (Italy)**

What is done in Italy...

03.00pm-03.10pm **R. G. H. Baumeister (Germany)**

What is done in Germany...

03.10pm-03.20pm **A. Pissas (France)**

What is done in France...

03.20pm-03.30pm **I. Forner Cordero (Spain)**What is done in Spain... (*videorecorded presentation*)03.30pm-03.40pm **M. Bernas (USA)**

What is done in USA...

03.40pm-03.50pm **M. Amore (Argentina)**

What is done in Argentina...

03.50pm-04.00pm **M. Andrade (Brazil)**

What is done in Brazil...

04.00pm-04.30pm **Round table**

Large discussion to reach a ISL-ESL Consensus on procedural guidelines and recommendations

4.30pm-6.00pm

**ISL-ILF-ITALF JOINT SESSION**

Chairmen: **M. Amore (Argentina), S. Michelini (Italy), C. Moffatt (UK), S. Thiadens (USA)**

04.30pm-04.45pm **I. Queré (France)**

New Therapeutic Options in Lymphatic Anomalies

04.45pm-05.00pm **M. Thomas (UK)**Myths, Realities and Impact of risk in the Breast Cancer Population (*videorecorded presentation*)05.00pm-05.15pm **T. Karlsmark (Denmark)**

Clinical Challenges of Cellulitis

05.15pm-05.30pm **C. Moffatt (UK)**

Updates from the Limprint International Epidemiology Study

05.30pm-05.45pm **S. Michelini (Italy)**

Role of the clinic in Research

05.45pm-06.00pm **Discussion**

**MAESTRALE HALL** ECM+CME

6.00pm-7.45pm

**PERIPHERAL LYMPHEDEMA AND RELATED DISORDERS**

Honorary Chairmen:

**M. Andrade (Brazil), E. Dimakakos (Greece)**

Chairmen:

**C. De La Cruz (USA), T. Galli (Italy), J. Granzow (USA)****Keynote Lectures**06.00pm-06.20pm **E. Dimakakos (Greece)**

What are the Challenges with Diagnosing and Staging Lymphedema?

06.20pm-06.40pm **J. Zucker (USA)**

The Lens Focus on Lymphology

06.40pm-06.50pm **A. Al-Sakkaf (Spain)**

Evidence Synthesis in Surgical Treatment for Breast Cancer-Related Lymphedema

06.50pm-07.00pm **C. De La Cruz (USA)**

Keys to starting a Comprehensive Lymphedema Center

07.00pm-07.10pm **J. Granzow (USA)**

The importance of Lymphedema Therapy for excellent lymphatic surgery results

07.10pm-07.20pm **D. Singhal (USA)**

Developing a LE&amp;RN Comprehensive Center of Excellence: The Boston Lymphatic Center

07.20pm-07.35pm **T. Galli (Italy)**

Therapeutic Education in CDP

07.35pm-07.45pm **Final Remarks****SCIROCCO HALL** CME

6.00pm-6.45pm

**CURRENT STATE OF LYMPHEDEMA CARE IN THE WORLD**

Honorary Chairmen:

**A. Latorre Parra (Colombia), S. G. Rockson (USA)**

Chairmen:

**N. Adriaenssens (Belgium), K. Patel (USA)**06.00pm-06.10pm **N. Adriaenssens (Belgium)**

Overview of worldwide lymphedema care by physiotherapists based on an international survey

06.10pm-06.20pm **A. Latorre Parra (Colombia)**

Management of Venous Ulcer with Lymphatic Therapy

06.20pm-06.30pm **J. Muzembo (DR Congo)**

State of play concerning CPT following cancer treatment in the Democratic Republic of Congo

06.30pm-06.40pm **K. Patel (USA)**

Incorporating Lymphatic Surgery in a Comprehensive Lymphedema Center: What is the evidence?

06.40pm-06.45pm **Discussion**

6.45pm-7.30pm

**RECENT UPDATES IN COMPLEX PHYSICAL THERAPY: MLD, COMPRESSION AND EXERCISE**

Honorary Chairmen:

**A. Latorre Parra (Colombia), S. G. Rockson (USA)**

Chairmen:

**N. Adriaenssens (Belgium), K. Patel (USA)**06.45pm-06.55pm **J. Harfouche (Belgium)**

A new accurate and reproducible methodology to standardize limb circumferences and volume in lymphedema

06.55pm-07.05pm **S. Hayes (Australia)**

Treatment for cancer-related lymphoedema: how effective is compression and exercise therapy?

07.05pm-07.15pm **A. Tsokani (Greece)**

Aquatic therapeutic exercise in patients with lymphedema: a review of systematic reviews

07.15pm-07.25pm **G. Rockson (USA)**

Dynamic Enhancements in the Physical Self-Care Regimens for Lymphedema Management

07.25pm-07.30pm **Discussion**



**MAESTRALE HALL** ECM+CME

8.00am-10.00am

**FROM LYMPHANGIOGENESIS VIA PRECLINICAL MODELS TO CLINICAL TRIALS OF LYMPHATIC DISEASES**

Chairman:

**M. Vikkula (Belgium)**08.00am-08.10am **M. Vikkula (Belgium)**

Introduction: from genes to therapies

08.10am-08.15am **Discussion**08.15am-08.25am **R. L. Erickson (USA)**

Genes behind lymphatic diseases: what is done in USA?

08.25am-08.35am **M. Bertelli (Italy)**

Genes behind lymphatic diseases: what is done in Italy?

08.35am-08.45am **S. Martin Almedina (UK)**

Novel genetic and molecular findings in primary lymphedema

08.45am-09.00am **Discussion**09.00am-09.15am **S. Srinivasan (USA)**Formation and functioning of lymphatic vessels; pre-clinical modelling in mouse (*videorecorded presentation*)09.15am-09.20am **Discussion**09.20am-09.35am **T. Makinen (Sweden)**

Lymphatic malformation murine model, preclinical treatment

09.35am-09.40am **Discussion**09.40am-09.55am **L. Boon (Belgium)**

Clinical trials using Sirolimus for lymphatic malformations

09.55am-10.00am **Discussion****SCIROCCO HALL** CME

8.00am-10.00am

**SCIENCE PER AQUAM: VENO-LYMPHATIC EVIDENCE-BASED ADVANCEMENTS IN HYDROTHERAPY**

Chairmen:

**C. Campisi (Italy), S. Giancesini (Italy), Z. Lazarashvili (Georgia), E. Menegatti (Italy), M. Romanelli (Italy)**08.00am-08.05am **S. Giancesini (Italy)**

Opening

08.05am-08.15am **S. Giancesini (Italy)**

Science Per Aquam evidence-based background

08.15am-08.30am **Open Discussion on N. America - S. America perspectives**08.30am-08.40am **Y. W. Chi (USA)**Principles of graduated compression and hydrostatic potentials (*videorecorded presentation*)08.40am-08.55am **Open Discussion on Europe - Africa perspectives**08.55am-09.05am **S. G. Rockson (USA)**

Aquatic temperature &amp; chemicals: lymphatic difficulties &amp; opportunities

09.05am-09.20am **Open Discussion on Middle East - Asia perspectives**09.20am-09.30am **M. Vitale (Italy)**

Foundation for Scientific Thermal Research: a call to international synergy

09.30am-09.40am **M. Coplin (USA)**North America Balneology Association action line (*videorecorded presentation*)09.40am-09.50am **M. Mo (Japan)**Asian Academic Perspective (*videorecorded presentation*)09.50am-09.55am **F. Serino (OAE)**Honor final remarks (*videorecorded presentation*)09.55am-10.00am **A. Zanasi (Italy)**Honor final remarks (*videorecorded presentation*)

**MAESTRALE HALL** ECM+CME

10.15am-1.30pm

**LYMPHEDEMA SURGICAL TREATMENT: EVOLUTION AND NEW INDICATIONS**

Honorary Chairmen: **C. Campisi (Italy)**, **P. Neligan (USA)**  
 Chairmen: **M. Amore (Argentina)**, **J. P. Hong (S. Korea)**,  
**L. Jiga (Germany)**, **M. Maruccia (Italy)**, **J. Masia (Spain)**  
 Co-Chairmen: **M. H. Cheng (Taiwan)**, **E. Cigna (Italy)**,  
**S. Gentileschi (Italy)**, **T. Yamamoto (Japan)**

**Keynote lecture**10.15am-10.35am **D. Chang (USA)**Lymphatic Surgery & Microsurgery according to my experience (*videorecorded presentation*)10.35am-10.45am **J. Masia (Spain)**

The Barcelona Cocktail

10.45am-10.55am **G. Visconti (Italy)**

How ultrasound helps the surgical planning of lymphedema

10.55am-11.05am **F. Boccardo (Italy)**

LYMPHA Technique to prevent extremity lymphedema

11.05am-11.15am **T. Yamamoto (Japan)**

Lympho-venous anastomosis: how do I do it

11.15am-11.25am **R. Elia (Italy)**

Lymph node flaps: new indications and technical evolution

11.25am-11.35am **M. Salgarello (Italy)**

Breast related Lymphedema: Is Lympho Diep the solution?

11.35am-11.45am **P. Di Summa (Switzerland)**

Surgical treatment algorithm for lymphatic leaks

11.45am-11.55am **M. Scaglioni (Switzerland)**

Lymphedema prevention in Sarcoma patients

11.55am-12.05pm **W. Chen (USA)**

Promoting efficiency in Lymphedema Service at Cleveland Clinic

12.05am-12.15pm **C. C. Campisi (Italy)**

Innovations and Future Perspectives

12.15pm-12.25pm **Y. Koshima (Japan)**New topics on lymphatic surgery (*videorecorded presentation*)**Battle Time**Moderators: **J. P. Hong- (S. Korea)** - **M. Maruccia (Italy)**12.25pm-12.40pm **T. Yamamoto (Japan)** - **J. Zucker (USA)**

Surgical Treatment vs Physiotherapy

12.40pm-12.55pm **G. Pons (Spain)** - **H. C. Chen (Taiwan)**

LVA vs Lymph node flaps

12.55pm-01.10pm **H. Brorson (Sweden)** - **M. H. Cheng (Taiwan)**

Liposuction vs Physiological procedures

01.10pm-01.30pm **C. Campisi (Italy)**

Take Home Message

**SCIROCCO HALL** CME

10.15am-12.30pm

**LIPPEDEMA, LIPO-LYMPHEDEMA AND PHLEBO-LYMPHEDEMA**

Honorary Chairman: **C. Allegra (Italy)**  
 Chairmen: **M. Catalano (Italy)**, **J. Granzow (USA)**,  
**S. Michelini (Italy)**, **M. Pagano (Italy)**,  
**J. M. Pereira De Godoy (Brazil)**

**Keynote lectures**10.15am-10.35am **M. Dellinger (USA)**

Single-cell RNA sequencing identifies the cellular landscape of lymphatic malformation lymphatic endothelial cells

10.35am-10.55am **M. Andrade (Brazil)**

Lymphedema, Lipedema, Obesity and Lymphatic metastasis: the essential role of adipose tissue

10.55am-11.15am **A. Scuderi (Brazil)**The role of Compression in Venous Lymphatic Pathology - from the beginning to the end (*videorecorded presentation*)11.15am-11.35am **K. Morgan (UK)**Chronic oedema wet leg pathway (*videorecorded presentation*)11.35am-11.45am **A. Latorre Parra (Colombia)**

Management of complex decongestive therapy in special cases

11.45am-11.55am **J. P. Belgrado (Belgium)**

Experimental results of monocentric study leading the innovative decongestant dynamic bandage

11.55am-12.05pm **D. Dionysiou (Greece)**

Lipedema surgery – is the “one-way” treatment?

12.05pm-12.15pm **E. Iker (USA)**

Differentiating Dercum's Disease classification with subcutaneous ultrasonography

12.15pm-12.30pm **Discussion**

**MAESTRALE HALL** ECM+CME

2.30pm-4.00pm

**LIPOSUCTION**

Honorary Chairmen:

**R. Baumeister (Germany), E. Raposio (Italy),**

Chairmen:

**E. Nacchiero (Italy), F. Stagno D'Alcontres (Italy)**02.30pm-02.50pm **H. Brorson (Sweden)**Liposuction of primary and secondary lymphedema -  
technique, postoperative treatment and long-term outcomes02.50pm-03.10pm **J. Granzow (USA)**SAPL Surgery as part of a Comprehensive Lymphedema  
Surgery Program03.10pm-03.30pm **C. C. Campisi (Italy)**

Lymph Vessel Sparing Liposuction

**Keynote Lecture**03.30pm-03.50pm **R. Baumeister (Germany)**50 years of struggling with lymphedema, from buried  
dermal flap to reconstructive lymph vascular surgery03.50pm-04.00pm **Discussion**

4.00pm-6.30pm

**UPDATE IN BREAST CANCER TREATMENT AND  
PRIMARY PREVENTION OF SECONDARY LYMPHEDEMA**Chairman: **S. Feldman (USA)****Keynote Lectures**04.00pm-04.20pm **S. Feldman (USA)**

LYMPHA-current status, future directions

04.20pm-04.40pm **F. Boccardo (Italy)**

LYMPHA Protocol

04.40pm-05.00pm **D. Singhal (USA)**Immediate Lymphatic Reconstruction:  
the Boston Lymphatic Center Experience05.00pm-05.20pm **G. Schwarz (USA)**Update on Immediate Lymphatic Reconstruction: Are We  
Truly Preventing Breast Cancer Related Lymphedema?05.20pm-05.40pm **J. Fox (USA)**

Breast Radiation Oncology in the Modern Era

05.40pm-06.00pm **C. C. Campisi (Italy)**

Lymphedema Prevention: Options and Opportunities

06.00pm-06.30pm **Discussion****SCIROCCO HALL** CME

2.30pm-4.00pm

**NUTRITION & DRUG-DIETETIC PROTOCOLS  
IN CLINICAL LYMPHOLOGY**

Honorary Chairmen:

**M. Andrade (Brazil), F. Stagnitti (Italy)**

Chairmen:

**A. Gariglio (Brazil), S. Sukkar (Italy)****Keynote Lectures**02.30pm-02.50pm **C. Campisi (Italy)**

Chyliferous Disorders and related syndromes

02.50pm-03.10pm **S. Sukkar (Italy)**

Lymphedema and obesity: diet and nutrition

03.10pm-03.25pm **E. Finocchiaro (Italy)**Weight reduction as a treatment for breast  
cancer-related lymphedema03.25pm-03.40pm **G. Bonetti (Italy)**

Nutriceutical approach to lymphedema

03.40pm-03.50pm **M. H. Cheng (Taiwan)**Chylovenous bypass for retroperitoneal  
lymphangiomatosis with chylous ascites03.50pm-04.00pm **Discussion**

4.00pm-5:00pm

**ISL-IRM JOINT SYMPOSIUM  
HOW HAS THE IMAGING CHANGED THE SURGICAL  
APPROACH AND OUTCOME FOR LYMPHOEDEMA**

Honorary Chairmen:

**J. P. Hong (S.Korea), P. Neligan (USA)**

Chairmen:

**A. Hayashi (Japan), G. Visconti (Italy)**04.00pm-04.15pm **J. P. Hong (S.Korea)**

The Paradigm Shift of Imaging in lymphatic surgery

04.15pm-04.30pm **A. Hayashi (Japan)**

Intraoperative applications

04.30pm-04.45pm **G. Visconti (Italy)**

Preoperative and Postoperative applications

04.45pm-05.00pm **Discussion**

**SCIROCCO HALL** CME

5.00pm-6.30pm

**LYMPHEDEMA CHALLENGE: FROM GLOBAL  
CONSERVATIVE APPROACH TO SURGERY**

Honorary Chairmen:

**M. Amore (Argentina), J. Zucker (USA)**

Chairmen:

**M. Bernas (USA), P. Borman (Turkey), J. P. Hong (S.Korea)***Keynote lectures*05.00pm-05.15pm **A. Latorre Parra (Colombia)**

Pan American Lymphology

05.15pm-05.30pm **G. Manokaran (India)**

How we do the Management of Giant Lymphedema

05.30pm-05.45pm **J. P. Hong (S.Korea)**

Recent innovations in physiologic lymphedema surgery

05.45pm-06.00pm **W. Chen (USA)**Reconstruction of Lymphedema of the Arms/  
Legs to Reconstruction of Lymphedema of the  
Brain-Supramicrosurgery's next frontier?06.00pm-06.15pm **J. Granzow (USA)**

Early Surgical Management of Arm and Leg Lymphedema

06.15pm-06.25pm **C. Becker (France)**

Long terms results of lymph nodes transfers in children

06.25pm-06.30pm **Discussion**

**MAESTRALE HALL** ECM+CME

8.00am-10.15am

**TIPS AND TRICKS TO SET UP A LYMPHEDEMA CLINIC**

Honorary Chairmen:

M. Amore (Argentina), M. Bernas (USA),  
E. Dimakakos (Greece)

Chairmen:

E. Iker (USA), J. M. Pereira De Godoy (Brazil)

**Keynote Lectures**08.00am-08.15am **P. Borman (Turkey)**

Nonsurgical Up-to date Management of Lipedema

08.15am-08.30am **J. M. Pereira de Godoy (Brazil)**Current evolution in lymphedema treatment:  
Godoy Method08.30am-08.45am **E. Iker (USA)**Novel approach to Lymphedema Treatment  
in Santa Monica, California08.45am-09.00am **N. Piller (Australia)**Evaluating needs, providing targeted and sequenced  
treatment according to objective/subjective assessment  
(*videorecorded presentation*)09.00am-09.15am **S. G. Rockson (USA)**How should a Lymphedema Center be structured:  
The Stanford Model09.15am-09.30am **E. Schingale (Germany)**Adjustable Velcro Wrap (AVW) in Decongestion Phase  
of Lymphedema (*videorecorded presentation*)09.30am-09.45am **A. Busetto (Italy)**

Organization of Lymphedema Clinic in Venice, Italy

09.45am-10.00am **C. C. Campisi (Italy)**

Campisi Clinic in Genova, Italy

10.00am-10.15am **Discussion****SCIROCCO HALL** CME

8.00am-9.30am

**NEW HORIZONS IN LYMPHOLOGY: ROBOTIC  
LYMPHATIC SURGERY & MICROSURGERY**

Chair:

N. Lindenblatt (Switzerland)

08.00am-08.15am **S.-S. Qiu (Netherlands)**Evidence on the effectiveness of the LVA and the role  
of the robotic Microsurgery in this procedure08.15am-08.30am **S. Suominen (Finland)**New toys for the lymphatic supermicrosurgeon – Helsinki  
experience with new technologies and robotics08.30am-08.45am **G. Pons (Spain)**Robotic- assisted Microsurgery for preventive lymphatic  
reconstruction08.45am-09.00am **N. Lindenblatt (Switzerland)**New frontiers in robotic-assisted Microsurgery -  
Central lymphatic surgery09.00am-09.15am **A. Bolletta (Italy)**Robotic-assisted harvest of the gastroepiploic  
lymph node flap09.15am-09.30am **Discussion**

**MAESTRALE HALL** ECM+CME

10.15am-11.45am

**ISEM-ISL JOINT SESSION  
EXPERIMENTAL LYMPHATIC  
MICROSURGERY: RESEARCH  
& TRAINING TRANSLATIONAL  
LYMPHOLOGY**

Honorary Chairman:

**A. L. Gaspari (Italy)**

Chairmen:

**A. Di Cataldo (Italy), N. Nemeth (Hungary)**10.15am-10.30am **Z. Jakus (Hungary)**

Nucleoside-modified mRNA mediated modulation of organ-specific lymphatic growth and function in preclinical animal models

10.30am-10.45am **Z. Ocskay (Hungary)**

Characterization of the mechanisms leading to age-related changes of meningeal lymphatics

10.45am-11.00am **B. Mohos (Hungary)**

Lymphatic Imaging in Mice and Humans

11.00am-11.15am **L. Jiga (Germany)**

Training models in lymphatic Microsurgery

11.15am-11.30am **N. Nemeth (Hungary)**

Concerning microcirculatory and micro-rheological investigations in the service of experimental lymphedema models

11.30am-11.45am **M. Maruccia (Italy),****C. C. Campisi (Italy)**

Innovations on Lymphatic Microsurgery: Advanced Training Models

**SCIROCCO HALL** CME

9.30am-10.45am

**LYMPHOLOGY FOR SURGEONS**

Honorary Chair:

**J. Zucker (USA)**

Chairmen:

**H. Brorson (Sweden), M. Maruccia (Italy)**

Co-Chairmen:

**F. Cetta (Italy), D. Dionysiou (Greece)****Keynote Lectures**09.30am-09.45am **D. Dionysiou (Greece)**

Ten Years follow up of Primary Lymphedema Microsurgical Treatment

09.45am-10.00am **H. Brorson (Sweden)**

Liposuction and Lymphedema

10.00am-10.15am **B. Bianchi - F. Arcuri (Italy)**

Head and neck lymphatic malformations: surgical treatment

10.15am-10.45am **Discussion****PONENTE LEVANTE HALL** CME

9.30am-11.00am

**SYMPOSIUM SICPRE**

ITALIAN SOCIETY OF PLASTIC, RECONSTRUCTIVE AND AESTHETIC SURGERY

**UPDATE ON LYMPHATIC SURGERY & MICROSURGERY FOR THE TREATMENT OF PERIPHERAL LYMPHEDEMA**

Honorary Chairmen:

**S. De Fazio (Italy),****F. Stagno D'Alcontres (Italy)**

Chair:

**M. Salgarello (Italy)**

Co-Chairmen:

**A. Cordova (Italy), G. Visconti (Italy)**09.30am-09.40am **A. Cordova (Italy)**

Surgical treatment of stage 4 lymphedema

09.40am-09.50am **G. Visconti (Italy)**

Ultrasound in lymphatic surgery: a game changer

09.50am-10.00am **M. Maruccia (Italy)**

Lymphedema treatment with lymphnode flaps

10.00am-10.10am **E. Cigna (Italy)**

Robotic assisted lymphatic surgery

10.10am-10.20am **S. Gentileschi (Italy)**

Lymphatic Function of the Lower Limb after Groin Dissection for Vulvar Cancer and Reconstruction with Lymphatic SCIP Flap

10.20am-10.30am **F. Lo Torto (Italy)**

Orthotopic vascularized lymphnode transfer in breast cancer related lymphedema treatment: a retrospective evaluation

10.30am-10.40am **C. C. Campisi (Italy)**

Basic aspects of pathophysiology and methodology for the rational approach in the treatment of peripheral lymphedema

10.40am-11.00am **Discussion**

**MAESTRALE HALL** ECM+CME

11.45am-12.30pm

**NEW PERSPECTIVES IN LYMPHEDEMA THERAPY**

Honorary Chairmen:

**E. Dimakakos (Greece), A. Szuba (Poland)**

Chairmen:

**C. De La Cruz (USA), H. Suami (Australia)****Keynote Lectures**11.45am-12.05pm **C. Moffatt (UK)**

New studies in Limprint in Saudi Arabia and Uganda and new insights into the international Limprint study

12.05pm-12.25pm **J. Yong Jeon (S. Korea)**

The effect of exercise on lymphedema: from bench to bedside

12.25pm-12.30pm **Discussion**

12.30pm-1.30pm

**THE COLOMBIAN SCHOOL OF LYMPHOLOGY**

Chairmen:

**M. Amore (Argentina), A. Latorre Parra (Colombia)****Keynote Lectures**12.30pm-12.50pm **A. Latorre Parra (Colombia)**

The State of the Art on Pan American Lymphology and the Colombian School

12.50pm-01.10pm **M. Witte (USA)**

ISL and Pan American Lymphology

01.10pm-01.30pm **Discussion****SCIROCCO HALL** CME

10.45am-11.45am

**LYMPHATIC AND WOUND CARE**

Honorary Chiarman:

**G. Manokaran (India)**

Chairmen:

**E. Dimakakos (Greece), A. Macciò (Italy)****Keynote Lecture**10.45am-11.05am **G. C. Gurtner (USA)**Healing wounds: from molecular mechanisms to clinical trials (*videorecorded presentation*)11.05am-11.15am **A. Latorre Parra (Colombia)**

Management of venous ulcer with Lymphatic Therapy

11.15am-11.25am **M. Ciliberti (Italy)**

Indications and treatment for application of dermal substitute with chondroitin 6 sulfate

11.25am-11.45am **C. C. Campisi (Italy)**

Final Remarks



**MAESTRALE HALL** ECM+CME

2.30pm-3.30pm

**GENITAL LYMPHEDEMA**

Honorary Chairmen: **C. Campisi (Italy)**, **L. Jiga (Germany)**  
 Chairmen: **G. Manokaran (India)**, **M. Maruccia (Italy)**

02.30pm-02.45pm **G. Manokaran (India)**

Management of genital lymphedema both in male and female: a 30 years study

02.45pm-02.55pm **P. Di Summa (Switzerland)**

Surgical Management of Genital Lymphoedema: experience and critical considerations from a tri-center study

02.55pm-03.05pm **F. Boccardo (Italy)**

Diagnostic and Surgical Strategies in Genital Lymphedema

03.05pm-03.20pm **G. Manokaran (India)**

Filariasis and Tropical Lymphedema

03.20pm-03.30pm **Discussion**

3.30pm-5.30pm

**SURGICAL LYMPHEDEMA MANAGEMENT: FROM PREVENTION TO TREATMENT**

Honorary Chairmen:  
**J. Masia (Spain)**, **P. Neligan (USA)**  
 Chairmen: **C. C. Campisi (Italy)**, **W. Chen (USA)**,  
**J. P. Hong (S.Korea)**

**Keynote Lectures**03.30pm-03.50pm **M. H. Cheng (Taiwan)**

Outcomes and Updates of Vascularized Lymph Node Transfer

03.50pm-04.10pm **G. Manokaran (India)**

When a Lymphedema becomes life threatening and how we manage it?

04.10pm-04.25pm **A. Franchi (Switzerland)**

Lymphatic Mapping and Preservation in Lower Limb Surgery

04.25pm-04.40pm **F. Boccardo (Italy)**

Lympha in Melanoma Surgery

04.40pm-04.55pm **M. J. Cho (USA)**

Breast Cancer-Related Lymphedema: From Prevention to Treatment

04.55pm-05.10pm **W. Chen (USA)**

Lymphatic-Venous Surgery: from Prevention to Treatment

05.10pm-05.30pm **Discussion****SCIROCCO HALL** CME

3.30pm-4.45pm

**ISL-ESL JOINT SESSION  
SHARED DIAGNOSTIC AND THERAPEUTIC APPROACH**

Honorary Chairmen: **P. Bourgeois (Belgium)**,  
**A. Pissas (France)**  
 Chairmen: **M. Amore (Argentina)**, **M. Bernas (USA)**,  
**F. Boccardo (Italy)**, **H. Brorson (Sweden)**

03.30pm-03.45pm **M. Amore (Argentina)**

From the Anatomy to the Clinic

03.45pm-04.00pm **F. Boccardo (Italy)**

Prevention and early treatment

04.00pm-04.15pm **A. Pissas (France)**

From evidence of Stemmer's sign to doubtful cases: the importance of the clinic

04.15pm-04.30pm **P. Bourgeois (Belgium)**

Lymphoscintigraphy: How and when

04.30pm-04.45pm **Discussion**

4.45pm-6.00pm

**ISL-ITALF JOINT SESSION  
CONTRIBUTION OF CLINICAL AND EXPERIMENTAL  
RESEARCH IN THE CHRONIC MANAGEMENT OF  
LYMPHEDEMA AND LIPEDEMA**

Honorary Chair: **C. Moffatt (UK)**, **M. Witte (USA)**  
 Chairmen: **S. Michelini (Italy)**, **S. Thiadens (USA)**

04.45pm-05.00pm **M. Cestari (Italy)**

Contribution of ultrasound in the diagnosis and monitoring of Lymphoedema and Lipedema

05.00pm-05.15pm **M. Witte (USA)**

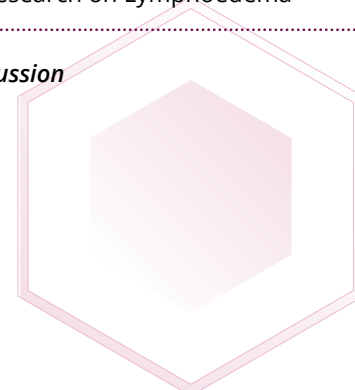
What steps of research in the last 70 years

05.15pm-05.30pm **S. Michelini (Italy)**

Role of the clinic in Research

05.30pm-05.45pm **H. Brorson (Sweden)**

New frontiers in research on Lymphoedema

05.45pm-06.00pm **Discussion**



**MAESTRALE HALL** ECM+CME

05.30pm-07.30pm

**ISL-ILF JOINT SESSION  
EPIDEMIOLOGY, CONSENSUS DOCUMENTS,  
INFORMATION AND TRAINING**

Honorary Chairmen:

**E. Dimakakos (Greece), C. Moffatt (UK)**

Chairmen:

**M. Amore (Argentina), M. Bernas (USA), I. Queré (France)**05.30pm-05.45pm **E. Dimakakos (Greece)**What information models for the patient  
and for the healthcare professional?05.45pm-06.00pm **C. Moffatt (UK)**

Limprint as a model for data collection

06.00pm-06.15pm **C. Campisi, C. C. Campisi (Italy)**

Importance and impact of Consensus Documents

06.15pm-06.30pm **I. Queré (France)**

Care models for the developmental age

06.30pm-06.45pm **Discussion**06.45pm-07.30pm **Round table**Discussion of Consensus Documents  
from the ISL, ILF, and Other Organizations**M. Amore (Argentina)****C. Moffatt (UK)****I. Queré (France)**

**MAESTRALE HALL** ECM+CME

08.00am-09.00am

**ISL-LWA JOINT SESSION  
LIPDEMA: CURRENT KNOWLEDGE AND FUTURE  
PERSPECTIVES**

Honorary Chair: **G. Faerber (Germany)**  
Chairmen: **K. Forster (UK), S. Michelini (Italy)**

08.00am-08.10am **I. Forner Cordero (Spain)**  
Lipedema today (*videorecorded presentation*)

08.10am-08.20am **S. Michelini (Italy)**  
As a mission for a cosmopolitan association  
in defense of the patient

08.20am-08.30am **K. Forster (UK)**  
The role of members representing patients'  
on LWA board and Scientific Advisory Committee

08.30am-08.40am **G. Faerber (Germany)**  
Comparison of Consensus Documents

08.40am-08.50am **K. Herbst (USA)**  
Conservative and Surgical approach: what future?  
(*videorecorded presentation*)

08.50am-09.00am **Discussion**

09.00am-10.00am

**JOINT SESSION ISL-PATIENT'S ASSOCIATIONS:  
WHAT POSSIBLE COLLABORATION?**

Honorary Chairmen: **C. Moffat (UK), M. Witte (USA)**  
Chairmen: **K. Forster (UK), S. Michelini (Italy), S. Thiadens (USA)**

**Round table**

09.00am-09.10am **V. Giordano (Ass. LIO - Lipedema Italia)**  
Role of the patient in the elaboration of the diagnostic-  
therapeutic care path (*videorecorded presentation*)

09.10am-09.20am **M. A. Salmé (Ass. Resilia, Italy)**  
The patient association as a vehicle for correct  
information

09.20am-09.30am **C. Seo (Ass. Lipedema Simplified, USA)**  
Updating and education (*videorecorded presentation*)

09.30am-09.40am **M. Bernas (USA)**  
An easy or difficult collaboration for common goals?

09.40am-09.50am **A. Szuba (Poland)**  
When the confrontation becomes a therapeutic alliance

09.50am-10.00am **K. Johansson (Sweden)**  
New therapeutic proposals and patient education


 Honorary Plenary session

**PONENTE HALL**

10.00am-12.15pm

**THE INAUGURAL MARLYS WITTE CENTRAL AND REGIONAL LYMPHATIC SYSTEM IN HEALTH AND DISEASE SESSION** presented by the Jill and Mark Fishman Center for Lymphatic Disorders at the Children's Hospital of Philadelphia. Focus: The Role of the Lymphatics in Systemic Disease.

Chairmen: **Y. Dori (USA)**, **E. Pinto (USA)**

10.00am-10.10am **V. Hjortal (Denmark)**

Physiology and Functional Pathology of the Lymphatic System

10.10am-10.20am **E. Pinto (USA)**

Imaging and Interventional Management of Lymphatic Disorders

10.20am-10.30am **Y. Dori (USA)**

The Lymphatic System and its Role in Congenital Heart Disease

10.30am-10.40am **C. Smith (USA)**

Liver Lymphatic Anatomy and its Role in Systemic Health and Disease

10.40am-10.50am **N. Telinius (Denmark)**

Ocular Lymphatic: Implications for Retinal Health and Disease (*videorecorded presentation*)

10.50am-11.00am **Discussion**

11.00am-11.10am **M. J. Bartlett (USA)**

Brain Lymphatics Rediscovered: Lymphatic Involvement of Disease in the Human Brain

11.10am-11.20am **B. Kelly (Denmark)**

Lymphatic Dysfunction and Pulmonary Disease

11.20am-11.30am **A. Koleznick (Poland)**

The Lymphatics in Kidney Health and Disease

11.30am-11.40am **L. Vella (USA)**

Lymphatics: A Potential Target in Immunological Diseases (*videorecorded presentation*)

11.40am-11.50am **N. Brownell (USA)**

Lymphatic Dysregulation in GI Diseases

11.50am-12.00pm **H. Hakonarson (USA)**

Genetic Etiologies and Genotype-Phenotype Correlations in Lymphatic Disease (*videorecorded presentation*)

12.00pm-12.15pm **Discussion**

29<sup>th</sup> *ISL* World Congress  
of Lymphology

11>15  
September

*Bridging  
THE GAP*



***Breakout  
sessions***

## Sept 11

## EXHIBITION HALL

06.30pm-07.30pm

EXHIBITION HALL OPENING

07.30pm

WELCOME RECEPTION

## Sept 12

## DEDICATED ROOMS

07.00am-08.00am

## INSTRUCTIONAL COURSES

**ALISEO** K. H. Lisson (USA)

Mind-Body practices for lymphedema self care

**AUSTRO A** A. Macciò (Italy)

Lymphatic ulcers: classification and treatment

**BORA** T. Yamamoto (Japan)

Fluo Micro-Lymphography

**AUSTRO B** A. Hayashi (Japan)

Ultra-high frequency ultrasound (UHFUS)

## LIBECCIO HALL

10.00am-12.00pm

## ORAL FREE PRESENTATIONS

*Abstracts on Topics 03 / 04 / 06 / 07 / 08*

03. Vascular Anomalies &amp; Lymphatic Malformations

04. Pediatric Lymphology

06. Immunology &amp; Immunotherapy for Lymphatic Disorders

07. Oncolymphology; Research &amp; Technological Development

08. Peripheral Lymphedema and Related Disorders

## EXHIBITION HALL

10.00am-04.00pm

## SEWING WITH THE MASTERS

*With unconditional contribution of Mitaka*

## LIBECCIO HALL

02.30pm-04.00pm

## ORAL FREE PRESENTATIONS

*Abstracts on Topics 01 / 02 / 23*

01. Lymphology: Basic Sciences &amp; Applied Technologies

02. Anatomy and Pathology of the Lymphatic Circulation for Clinical Practice

23. Translational Lymphology: From Basic Sciences to Clinical Implications and Therapeutic Procedures

07.00am-08.00am

**DEDICATED ROOMS****INSTRUCTIONAL COURSES****ALISEO** K.H. Lisson (USA)

Evidence-based mindfulness practices to add to our patients' self-care toolbox

**AUSTRO A** A. Macciò (Italy)

Bandages in acute lymphangitis: how to make it

**BORA** T. Yamamoto (Japan)

Fluo Micro-Lymphography

**AUSTRO B** A. Hayashi (Japan)

Ultra-high frequency ultrasound (UHFUS)

07.00am-10.00am

**ZEFIRO** B. Westbrook (USA)

Pediatric lymphology

10.00am-12.00pm

**LIBECCIO HALL****ORAL FREE PRESENTATIONS***Abstracts on Topics 05 / 15*05. Imaging of the Lymphatic System & Role of Lymphoscintigraphy  
15. Fluo Micro-Lymphography

10.00am-04.00pm

**EXHIBITION HALL****SEWING WITH THE MASTERS***With unconditional contribution of Mitaka*

12.30pm-01.45pm

**SCIROCCO HALL****ULTRASOUND ASSISTED LIPOSUCTION FOR LYMPHEDEMA AND LIPEDEMA***With unconditional contribution of Solta Medical*

Chairmen: C. C. Campisi (Italy), F. Vercesi (Italy)

12.30pm-12.45pm **F. Vercesi (Italy)**

Advantages of Ultrasound Systems in Liposuction

12.45pm-12.55pm **L. Molinari (Italy)**

Ultrasound Lymph Vessel sparing liposuction for lymphedema treatment

12.55pm-01.05pm **A. Bruno (Italy)**

Ultrasound Assisted lipedema liposuction: from early staged to advanced ones

01.05pm-01.15pm **G. Argentino (Italy)**

Lipedema: our experience with ultrasound devices in more of 100 procedures

01.15pm-01.45pm **Discussion**

Which is the best liposuction technology for Lymphedema and Lipedema treatment?

02.00pm-04.00pm

**LIBECCIO HALL****THE BENEFITS OF WORKING WITH IPC: EVIDENCE-BASED EXPERIENCE***With unconditional contribution of Mego Afek*

Chair: S. Mellgrim (Sweden)

**K. Ashforth (USA)**IPC in Lymphedema care (*videorecorded presentation*)**S. Mellgrim (Sweden)**

Clinical experience with treatments of lymphedema and lipedema in adult women

**Q.&A. and Final Remarks**

02.00am-03.30pm

**PONENTE HALL****ORAL FREE PRESENTATIONS***Abstracts on Topics 09 / 10 / 11*

- 09. Drug Therapy, Physical Treatments & Adjuvants for Lymphedema
- 10. Exercise & Lymphedema: Advanced Technologies
- 11. Thermal Therapy for Lymphedema

05.00pm-06.30pm

**LIBECCIO HALL****ORAL FREE PRESENTATIONS***Abstracts on Topics 12 / 13 / 14 / 16 / 19*

- 12. Operative Procedures for Peripheral Lymphedema
- 13. Technological Requirements for Lymphatic Surgery
- 14. Liposuction & Lymphatic Microsurgery
- 16. Tissue Engineering for Lymphatic Revascularization
- 19. Lymphatic Filariasis and Tropical Lymphedema

06.30pm-07.30pm

**PONENTE LEVANTE HALL****ISL CONSENSUS DOCUMENT (FIRST DRAFT)**Chairmen: **M. Amore (Argentina)**, **M. Bernas (USA)**

09.00pm

**GALA DINNER***Villa Lo Zerbino (Genoa)*

07.00am-08.00am

**DEDICATED ROOMS****INSTRUCTIONAL COURSES****ALISEO** K. H. Lisson (USA)

Stress reduction practices for lymphedema

**AUSTRO A** A. Macciò (Italy)

Demonstration of high stiffness bandages for acute lymphological diseases

**BORA** T. Yamamoto (Japan)

Fluo Micro-Lymphography

**AUSTRO B** A. Hayashi (Japan)

Ultra-high frequency ultrasound (UHFUs)

10.00am-04.00pm

**EXHIBITION HALL****SEWING WITH THE MASTERS***With unconditional contribution of Mitaka*

11.30am-12.45pm

**LIBECCIO HALL****ORAL FREE PRESENTATIONS***Abstracts on Topics 21 / 24 / 25 / 26*

21. The New Era of Wellness and the Lymphatic System

24. The Voice of Patients Affected by Lymphatic Disorders &amp; Quality of Life Issues

25. New Technologies for Diagnosis &amp; Treatments of Lymphatic Disorders

26. Lymphedema Wound Care

11.45am-01.30pm

**SCIROCCO HALL****TISSUE ENGINEERING FOR LYMPHATIC REVASCULARIZATION***With unconditional contribution of Fibralign*

Honorary Chairman: R. Baumeister (Germany)

Chairmen: C. C. Campisi (Italy), D. Dionysiou (Greece), D. Nguyen (USA)

**11.45am-11.50am** C. C. Campisi (Italy)

Opening comments, introductions

**11.50am-12.00pm** M. Paukshto (USA)

Tissue engineering approach for lymphedema treatment and prevention

**12.00pm-12.10pm** D. Nguyen (USA)

Surgical experience, retrospective clinical study results, LYMPHA pilot

**12.10pm-12.20pm** D. Dionysiou (Greece)

Long term results of lymphatic Microsurgery combined with collagen scaffold VLNT+BB, Preventive Study

**12.20pm-12.30pm** C. C. Campisi (Italy)

Collagen scaffold and MLVA - Clinical study, surgical technique

**12.30pm-12.40pm** F. Ashleigh (USA)

US Clinical study experience

**12.40pm-12.50pm** M. Witt (Germany)

Case studies, LVA+BB

**12.50pm-01.00pm** A. Shinaoka (Japan)

PMDA Clinical study, surgical technique

**01.00pm-01.10pm** M. Atlan (France)

Case studies, LNT+BB, LVT+BB

**01.10am-01.20am** A. Rovnaya (Russia)

The novel approach in lymphedema treatment: combining Biobridge and complex decongestive therapy

**01.20am-01.30am** Panel discussion - Q&A



**LIBECCIO HALL**

02.30pm-04.00pm

**ORAL FREE PRESENTATIONS***Abstracts on Topic 20*

20. Lipedema, Lipo-Lymphedema and Phlebo-Lymphedema

04.00pm-05.30pm

**POSTER DISCUSSION****SCIROCCO HALL**

06.00pm-07.30pm

**THE VOICE OF PATIENTS AFFECTED BY LYMPHATIC DISORDERS & QUALITY OF LIFE ISSUES**Chairmen: **S. Michelini (Italy)**, **S. Thiadens (USA)**06.00pm-06.15pm **A. Maisetti (Italy)**

The importance of social networks

06.15pm-06.30pm **S. Parri (Italy)**

The serious impact of misinformation and clinical controversies on the therapeutic care pathway and the QoL of a family with severe disability and social fragility. What are the possible solutions to achieve a positive change in terms of Communication and Care?

06.30pm-06.45pm **S. Kelland (Canada)**The Good, The Bad, & The Ugly: LymphoGWG's Life with Lymphedema (*videorecorded presentation*)06.45pm-07.00pm **F. Nicoli (Italy)**

Give Me 5 Foundation: the first charity focusing on lymphedema surgery aiming to improve lymphedematous disorders in countries with limited resources

07.00pm-07.30pm **Discussion**

**DEDICATED ROOMS**

07.00am-08.00am

**INSTRUCTIONAL COURSES****AUSTRO A** A. Macciò (Italy)

3D evaluation (scanner) in lymphedema patients: clinical use

**AUSTRO B** D. Dionysiou (Greece)

Predesign of a safe and effective lymph node flap

10.00am-01.00pm

**MAESTRALE HALL****ISL CONSENSUS DOCUMENT ON PERIPHERAL LYMPHEDEMA - UPDATES****ISL AGENDA****GENERAL ASSEMBLY****ISL EXECUTIVE COMMITTEE MEETING****CLOSING CEREMONY**



***Free Papers***  
*presentations*  
(details)

## ORAL FREE PRESENTATIONS

Herebelow is the list with the Oral Presentations, sorted by intervention. Each Speech has 5 minutes for the presentation and 1 minute for the discussion. The list does not include Abstracts that correspond to Presentations that will be presented in the Scientific Sessions, and it is updated on the printing date of this Program. **In case of absence of the Speaker, the Abstract will not be presented.**

Session **10:00 am - 12:00 pm** | **Libeccio Hall** | Topics **03 / 04 / 06 / 07 / 08**

Chairmen: **C. Campisi (Italy)**, **L. Molinari (Italy)**, **A. Rovnaya (Russia)**

### Topic Abstract Title and Presenter

03	11	<b>Rengui Wang (China)</b> Imaging classification and characteristic analysis of thoracic complex lymphatic malformation based on CT and MRI
06	30	<b>Kooloos Petra (Netherlands)</b> The missing gap in treating edema vs treating the immune system
07	12	<b>Kim Min Gi (South Korea)</b> Clinical Utility of Bioimpedance Analysis for Upper Limb Lymphedema with Physiologic Surgical Treatment
07	14	<b>Ayhan F. Figen (Turkey)</b> Breast cancer related lymphedema rehabilitation care during Covid-19
07	34	<b>Duygu-Yildiz Elif (Turkey)</b> Which interface pressure is more effective in reducing local tissue fluid and increasing upper extremity function in patient with bcr? single blind randomized controlled comparative study
07	77	<b>Thiadens Saskia R.J. (USA)</b> Early Detection and Monitoring of Lymphedema in a Multidisciplinary Melanoma Clinic
07	167	<b>Muzembo Ndundu Jean (Democratic Republic of the Congo)</b> State of play of the rehabilitation of lymphoedema in the city of Kinshasa - DR Congo
08	17	<b>Rockson Stanley (USA)</b> A Quantitative Analysis of Lymphedema Patient Perceptions and Subjective Outcomes within the Healthcare System
08	22	<b>Kageyama Takashi (Japan)</b> Microsurgical Management of Lymphorrhoea/Lymphocyst refractory to Conservative Management
08	39	<b>Grigorean Alexandru (Switzerland)</b> Prevalence and prognostic role of lymphedema in patients with deep venous thrombosis and thrombophlebitis

Topic	Abstract	Title and Presenter
08	71	<b>Verbelen Hanne (Belgium)</b> The longitudinal course of breast edema in breast cancer patients following breast-conserving surgery and radiotherapy – 30 months follow-up
08	101	<b>Daylan Meltem (Turkey)</b> The results of complete decongestive treatment and evaluation of hand edema in patients with breast cancer-related lymphedema
08	103	<b>Ünsal Deñialialoglu Sibel (Turkey)</b> One year data of turkey's largest lymphedema rehabilitation unit
08	121	<b>Ünsal Deñialialoglu Sibel (Turkey)</b> The demographic and clinical characteristics of patients in a lymphedema rehabilitation unit during one year period
08	134	<b>Rovnaya Aleksandra (Russia)</b> The importance of the correct compression garment in conservative and surgical lymphedema treatment
08	155	<b>Pereira de Godoy Maria de Fatima (Brazil)</b> Reduction of arm lymphedema with manual lymphatic therapy: Godoy method
08	157	<b>Pereira de Godoy Jose Maria (Brazil)</b> Main challenges in the treatment of Stage III lymphedema (elephantiasis)
08	174	<b>Hayes Sandra (Australia)</b> Does the presence of upper-body symptoms indicate increased risk for the development of breast cancer-related lymphoedema? Results from a longitudinal, population-based breast cancer cohort study.

## Session 02:30 pm - 04:00 pm | Libeccio Hall | Topics 01 / 02 / 23

Chairmen: P. Borman (Turkey), E. Fulcheri (Italy), A. Rovnaya (Russia)

## Topic Abstract Title and Presenter

01	13	<b>Witt Mathias (Germany)</b> Lymphangioplasty with Surgical Threads and with a Nanofibrillar Collagen Matrix – First Experiences
01	20	<b>Miyazaki Toko (Japan)</b> Lymphedema Index: Body-physique Corrected Lymphedematous Volume Evaluation
01	52	<b>Mateo Queenette Blaise (Philippines)</b> Clinicodemographic Profiles and Outcomes of Complex Lymphatic Therapy among Patients with Lymphedema: A Single-Centre, Descriptive-Analytic Study
01	119	<b>Nimaev Vadim (Russia)</b> The quantitative metabolomic composition of human plasma and interstitial fluid of patients with breast cancer related lymphedema (pilot study)
01	169	<b>Nimaev Vadim (Russia)</b> Polymorphism of the matrix metalloproteinases genes MMP2, MMP3, MMP9 are associated with the development of secondary lymphedema
01	170	<b>Zimmermann Martin (Germany)</b> The perforator-based monitoring skin island - a human model for secondary lymphedema
02	83	<b>Pissas Alexandre (France)</b> Miltiades Papamiltiades; a great anatomist and lymphologist (1907-1987)
02	166	<b>Demoro Arianna (Italy)</b> Combined treatment of lower limbs of patients affected by elephantiasis as results of multiple bariatric surgery
23	69	<b>Roman Mirela (Belgium)</b> Seromas and punctures after axillary lymph node dissection for breast cancer: the impact of per-operative and pre-operative ICG administration
23	97	<b>Alzawahreh Fahed (Jordan)</b> Volumetric flow rate of fluid delivery into interstitium during lymphotropic therapy depends on the flow rate of syringe pump, injection site, age, vibroacoustic therapy and massage
23	102	<b>Haghighat Shahpar (Iran)</b> Predictive risk factors of lymphedema occurrence in breast cancer patients
23	112	<b>Fanning James (USA)</b> Racial and Ethnic Representation in Lymphedema Clinical Trials: A Systematic Review
23	147	<b>Rovnaya Aleksandra (Russia)</b> Development of lymphedema treatment in Russia - challenges and solutions
23	153	<b>Pereira de Godoy Jose Maria (Brazil)</b> Synthesis and physiological remodeling of CD34 cells (telocyte) in reversal of fibrosis with Godoy method for lymphedema treatment
23	154	<b>Pereira de Godoy Henrique Jose (Brazil)</b> Physiological stimulus of the synthesis of proteins of the basement membrane leading to its reconstruction skin in treatment of lymphedema by Godoy Method

## Session 10:00 am - 12:00 pm | Libeccio Hall | Topics 05 / 15

Chairmen: P. Borman (Turkey), A. Manzara (Italy), G. Villa (Italy)

Topic	Abstract	Title and Presenter
05	16	<b>Winstein Jeffrey (USA)</b> Intranodal lymphangiography characteristics of primary lymphedema
05	42	<b>Tsai Leo (USA)</b> Correlation of Inguinal Lymph Node Number and Volume with Lower Extremity Lymphedema Severity
05	55	<b>Castro Pablo (Argentina)</b> Near -Infrared Fluorescence Imaging in Lymphatic/Chylous Diseases
05	73	<b>Kinney JacqueLyn (USA)</b> Edematous Dermal Thickening as a Biomarker for Lymphatic Surgical Outcomes
05	92	<b>Chen Angela (USA)</b> Non-Symmetric Lymphatic Drainage Patterns in the Upper Extremities
05	94	<b>Pagan Marco (Italy)</b> Lymphatic remapping by intradermal lymphoscintigraphy in breast cancer survivors
05	98	<b>Ghajar-Rahimi Gelare (USA)</b> Quantitative microscopy of kidney lymphatics in health and acute kidney injury (AKI)
05	104	<b>Friedman Rosie (USA)</b> Lymphatic Anatomy Is Not Symmetrical Between the Upper Extremities on Indocyanine Green Lymphography
05	109	<b>Donohoe Kevin (USA)</b> Scintigraphic Mapping of Cephalic Pathway Lymphatic Drainage in Normal Subjects
05	110	<b>Donohoe Kevin (USA)</b> Technical Challenges of Scintigraphic Mapping of Lymphatic Drainage
05	111	<b>Ekataksin Wichal (Thailand)</b> Visualizing vividly the chains of lymphangions in health and disease simply by non-contrast MRI
05	128	<b>Borman Pinar (Turkey)</b> The Staging and Clinical Correlation of Lymphoscintigraphic Findings in Extremity Lymphedema
05	133	<b>Fanning James (USA)</b> Refining a Large Animal Model Assessing Real-Time Lymphatic Function: Progress Towards Clinical Translation
05	137	<b>Miyazaki Toko (Japan)</b> Primary Lower Extremity Lymphedema Classification based on Non-Contrast MR Lymphography Findings
05	148	<b>Onorato Alberto (Italy)</b> The clinical picture of the impairment of peripheral deep lymphatic circulation
15	21	<b>Sakai Hayahito (Japan)</b> Primary Lymphedema Classification based on Indocyanine Green Lymphography Findings
15	33	<b>Thomis Sarah (Belgium)</b> Relation between characteristics of ICG lymphography and the development of breast cancer-related lymphedema
15	68	<b>Salvia Sofia Alexia (Argentina)</b> Prevalence of subclinical lymphoedema in patients with lymphonodal biopsy or axillary lymphadenectomy in breast cancer surgery

## Session 02:00 pm - 03:30 pm | Ponente Hall | Topics 09 / 10 / 11

Chairmen: K. Johansson (Sweden), E. Parodi (Italy), A. Rovnaya (Russia)

## Topic Abstract Title and Presenter

09	37	<b>Gebruers Nick (Belgium)</b> Sub-bandage pressure variables in adhesive 2 component bandages for the lower limb
09	43	<b>Johansson Karin (Sweden)</b> An evidence based prospective surveillance model for prevention and early treatment of breast cancer related arm lymphedema
09	82	<b>Decock Tim (Belgium)</b> Manual lymph drainage is an important part of lymph edema treatment: proven by 500 therapists
09	115	<b>Pervane Vural Secil (Turkey)</b> Efficacy of fluidotherapy added to complex decongestive therapy in patients with upper extremity lymphedema development after breast cancer treatment
09	118	<b>Palmero Chiara (Italy)</b> Dot IPC new combined techniques of mechanical Lymphodrainage
09	120	<b>Muller Emily (USA)</b> Highlighting the Difference Between Baseline and Preoperative Measurements: Lymphatic Therapy's Role in Optimizing Edema Control Before Lymphatic Surgery
09	164	<b>Parodi Elena (Italy)</b> Intermittent pneumatic compression added to decongestive therapy improves outcomes before lymphatic surgery for lower limb lymphedema: a pilot study
09	171	<b>Cagliyan Turk Ayla (Turkey)</b> The effect of clinical pilates exercises on pain, quality of life, depression and aerobic capacity in the treatment of secondary lymphedema
10	29	<b>Damato Andrea (Malta)</b> Resistance training in secondary lymphoedema patients. Does it have any effect on functional and quality of life measures?
10	66	<b>Kurt Gamze (Turkey)</b> Virtual Reality-Based Training in Breast Cancer-Related Lymphedema Rehabilitation: A Narrative Review of Literature
10	67	<b>Kiloatar Humeyra (Turkey)</b> The Role of Aquatic Therapy in Lymphedema Rehabilitation
10	107	<b>Mete Civelek Gül (Turkey)</b> Comparison of Complete Decongestive Therapy versus Complete Decongestive Therapy+Bicycle Ergometer in the Treatment of Gynecological Cancer Related Lower Limb Lymphedema: A Randomized Clinical Trial
10	165	<b>Risso Roberto (Italy)</b> Development and improvements in the use of Biocircuit in the surgical treatment and multidisciplinary of lymphedema



## Session 05:00 pm - 06:30 pm | Libeccio Hall | Topics 12 / 13 / 14 / 16 / 19

Chairmen: H. Brorson (Sweden), L. Molinari (Italy), A. Rovnaya (Russia)

Topic	Abstract	Title and Presenter
12	18	<b>Reiko Tsukuura (Japan)</b> One-Stage Curative Surgery for Male Genital Elephantiasis
12	19	<b>Reiko Tsukuura (Japan)</b> Primary Prevention of Lymphedema using a Lymph Vessel Flap in Extremity Soft Tissue Reconstruction
12	45	<b>Dessalvi Sara (Italy)</b> Advantages of the use of BPV + ICG vs only BPV in lymphatic-venous bypass surgery
12	130	<b>Skr Anamarija (France)</b> Patient-Reported and Non-Contrast Magnetic Resonance Lymphography Outcomes Following Vascularized Lymph Node Transfer Surgery for Lower Limb Lymphoedema
12	132	<b>Chaves Camilo (France)</b> Patient-Reported Quality of Life and results Following Vascularized Lymph Node Transfer Surgery for Upper Limb Lymphoedema
12	168	<b>Pappalardo Marco (Italy)</b> Increasing the Lymphatic Flow following end-to-end Lymphovenous Bypass anastomosing the lymphatic to the vein side branch with ligation of the distal main vein
13	26	<b>Lee Hyun Ah (South Korea)</b> Characteristics of Breast Cancer-Related Lymphedema through Follow up Lymphoscintigraphy
14	127	<b>Hoffner Mattias (Sweden)</b> Complete Reduction of Leg Lymphedema Following Liposuction – A Five-Year Prospective Study in 67 Patients without Recurrence
14	135	<b>Rovnaya Aleksandra (Russia)</b> Pre-operative and post-operative protocols in lymphedema surgery: a need for consensus
19	32	<b>Giogia Arun Rekha (India)</b> Unified Care Plan for Severe Lymphedema in a Tropical Country
19	35	<b>Giogia Shashi (India)</b> Complete Decongestive Therapy (CDT) for lower limb filarial lymphedema in a community setting

## Session 11:30 am - 12:45 pm | Libeccio Hall | Topics 21 / 24 / 25 / 26

Chairmen: P. Borman (Turkey), G. De Filippo (Italy), G. Leoncini (Italy)

## Topic Abstract Title and Presenter

21	80	<b>Donofrio Abigail (USA)</b> The Importance of Fat Mass Percentage Change in Lymphedema Care: A Retrospective Analysis of Body Composition Trends Using Bioimpedance Spectroscopy
21	105	<b>Ekataksin Wichal (Thailand)</b> How A Lymphologist Can Cure Series: IX. Treating lymph can revive renal parenchyma in the ageing kidneys
21	143	<b>Thomson Sarah (USA)</b> The Role of a Nurse Navigator in a Lymphatic Comprehensive Center of Excellence
24	64	<b>Karayurt Özgül (Turkey)</b> The Effect of A Mobile-Based Lymphedema Self-Care Support Program on Self-Care, The Quality of Life and Lymphedema Symptoms in Women with Breast Cancer-Related Lymphedema: A Single-Blind Randomized Co
24	123	<b>Shillue Kathleen (USA)</b> The Effect of Time in Compression on Quality of Life in Patient with Lymphedema
24	126	<b>Gabriel Iwona (Poland)</b> Lymphedema after vulvar and cervical cancer – is it truly a problem?
25	60	<b>Triacca Valentina (Italy)</b> Results from a Pilot Clinical Study to Assess Safety and Feasibility of a New Implantable Device in the Management of Arm Lymphedema
25	81	<b>Suzuki Yushi (Japan)</b> Postoperative Evaluation of Upper Extremity Lymphedema Using the Cutometer
25	160	<b>Suzuki Yushi (Japan)</b> Evaluation of the accuracy of preoperative mapping using photoacoustic lymphangiography
26	125	<b>Ekataksin Wichal (Thailand)</b> How A Lymphologist Can Cure Series: VIII. Leg ulcer simply cured upon understanding its lymphological nature
26	175	<b>Balzano Vincenzo (Italy)</b> Lymphatic venus leg ulcer treatment protocol

**Session 02:30 pm - 04:00 pm | Libeccio Hall | Topic 20**

 Chairmen: **G. De Filippo (Italy), E. Iker (USA), G. Leoncini (Italy)**

Topic	Abstract	Title and Presenter
20	89	<b>Carmody Matthew, Rockson Stanley (USA)</b> Proposed Framework for Research Case Definitions of Lipedema
20	90	<b>Kaftalli Jurgen (Italy)</b> Multiomics Approaches for Studying Lipedema Pathogenesis
20	91	<b>Micheletti Cecilia (Italy)</b> Molecular Pathways and Candidate Genes in Primary Lymphedema
20	95	<b>Iker Emily (USA)</b> Madelung's disease, clinical evaluation, and subcutaneous ultrasonography
20	116	<b>Duyur Çakıt Burcu (Turkey)</b> Comparison of patients with lipedema and obesity: metabolic status, quality of life and psychological status
20	117	<b>Sahin Gulistan Ece (Turkey)</b> Effectiveness of Breathing Exercise and Pilates-Based Exercise in Patients with Lipedema; a controlled, randomized clinical trial
20	122	<b>Massey Dr Janet (Germany)</b> Pain from perforators – in lipoedema, hold tight; it feels so right
20	138	<b>Río-González Ángela (Spain)</b> Assessment and physiotherapy intervention in the immediate postoperative phase of lipedema surgery
20	142	<b>Janejob Lalitpat (Thailand)</b> Bone marrow edema as an underlying condition for poor lymph disorder and lipedema
20	156	<b>Pereira de Godoy Henrique Jose (Brazil)</b> Lipedema and the evolution to lymphedema with the progression of obesity
20	172	<b>Michelini Sandro (Italy)</b> Correlation between Pregnenolone and pain in Lipedema
20	173	<b>Michelini Sandro (Italy)</b> Morphological Characterization of adipose tissue from patients affected by Lipedema
20	176	<b>Berl Ariel (Israel)</b> Treatment of Lipedema with IPC pants – An Interventional Study Assessing Quality of life and Sonographic Dermal Thickness

## POSTER DISCUSSION

Herebelow is the list with Posters, sorted by Topic and Abstract Number, for Discussion.  
Each Speech has 3 minutes for the presentation and 1 minute for the discussion.  
In case of absence of the Speaker, the Abstract will not be presented.  
The Posters will be posted in a dedicated area (Registration area, ground floor)

Session **04:00 pm - 05:30 pm** | **Libeccio Hall**

Chairmen: **B. Duyur Cakit (Turkey), E. Iker (USA), L. Molinari (Italy)**

### Topic Abstract Title and Presenter

06	114	<b>Imai Hirofumi (Japan)</b> Profiling of circulating T cells and comprehensive T cell receptor analysis clarified exhaustion and diminished diversity in patients with lymphedema and relieved by lymphatic venous anastomosis
08	41	<b>Belmonte Roser (Spain)</b> Bilateral leg lymphedema associated to sars-cov-2 infection. a case report --
08	44	<b>Figueira Patricia (Brazil)</b> Lymphedema, pain, shoulder range of motion and presence of cords in patients undergoing breast cancer treatment with axillary web syndrome: Late follow-up
08	56	<b>Rose Betsy (USA)</b> Evaluation and Surgical Management in a Multidisciplinary Lymphedema Center
09	50	<b>Planinsek Rucigaj Tanja (Slovenia)</b> Where is the role of intermittent pneumatic compression in the treatment of patients with stage II secondary lymphedema of the arms, after treatment breast cancer
09	149	<b>Nuria Gomez Gomez (Spain)</b> Red flags in lymphedema. algorithmic design of decisions in treatment
10	51	<b>Duarte Alice (Portugal)</b> Female breast cancer survivors: How can physical activity and grip strength impact the development of Lymphedema?
10	62	<b>Marcin Tammy (USA)</b> Does the gastrointestinal system impact the effectiveness of complete decongestive therapy?
14	106	<b>Yoshida Shuhei (Japan)</b> Comparison of the Effectiveness of Liposuction for Lower Limb versus Upper Limb Lymphedema
14	108	<b>Yoshida Shuhei (Japan)</b> Lymphaticovenous anastomosis for age-related lymphedema
15	84	<b>Yoon Jin A (South Korea)</b> Clinico-functional correlation of severity of upper extremity lymphedema in breast cancer patients, a preliminary study
20	27	<b>Czerwinska Monika (Poland)</b> Exploring the characteristic features of lipedema and the effectiveness of physical activity among lipedema and non-lipedema patients-preliminary study
20	31	<b>Guerra-Zarama Sebastian (Colombia)</b> Characterization of the superficial venous system in patients with lipedema
20	113	<b>Sang Hee IM (South Korea)</b> Influence of Edema on the Efficacy of Resistance Exercise in Breast Cancer Patients

- |    |     |  |
|----|-----|--|
| 24 | 38  | <b>Kashyap Hari (USA)</b><br>The influence of social determinants of health on lymphedema  |
| 24 | 129 | <b>Borman Pinar (Turkey)</b><br>The reliability and validity of lymphedema symptom intensity and distress survey (lower limb) in turkish patients with lower limb lymphedema |
| 24 | 131 | <b>Borman Pinar (Turkey)</b><br>Caregiver Burden Among the Caregivers of Cancer Patients with Lymphedema   |

### **BADGES**

For security purposes delegates and exhibitors must wear their badge at all times in order to access to the Congress Venue, the Scientific Sessions and social activities.

#### **Sponsor and Exhibitor Badges**

Sponsor and Exhibitor badges allow access to the exhibition area and to scientific sessions, according to the contractual conditions for each company. It is possible to purchase the daily badge, that allows unlimited access to all scientific sessions. Exhibitors can access their company-sponsored sessions without limitations.

### **CELL PHONES & E-DEVICES**

As a courtesy to your fellow delegates and speakers, please remember to turn "OFF" cell phones while in the sessions.

### **CERTIFICATES OF ATTENDANCE**

Attendance certificates can be downloaded online, in the personal registration user area of website [www.isl2023lymphology.com](http://www.isl2023lymphology.com), after the Congress.

### **CLOAKROOM**

The Cloakroom is located at Ground Floor, on the right of the main entrance. Cloakroom opening hours are the same as for the registration desk. It will be available only as a limited luggage deposit.

### **COMPLIMENTARY WI-FI FOR DELEGATES**

Congress Venue official Wi-Fi network "Centro\_Congressi" will be free accessible to all congress participants.  
Password: ISL\_2023

### **F&B SERVICES AND SOCIAL EVENTS**

#### **Box Lunches**

On Tuesday 12, Wednesday 13 and Thursday 14, light lunches - using box lunches - will be provided in the Exhibition Areas (ground floor), from 13.00 to 14.30.

#### **Coffee breaks**

Morning coffee break services will be provided throughout the Congress (10.30-11.30).  
Coffee service areas are set up in Exhibition Areas (ground floor).

#### **Welcome Cocktail and Gala Dinner**

On the evening of Monday 11<sup>th</sup> September, the Welcome Cocktail will be held in the Exhibition Area.  
On the evening of Wednesday 13<sup>th</sup> September, the Gala Dinner will be held in Villa Lo Zerbino (Passo dello Zerbino 1, Genoa - Dress code: Semi-formal/After5), whose participation requires the purchase of a ticket for € 120 (including VAT), through website [www.isl2023lymphology.com](http://www.isl2023lymphology.com) or on site, at Registration Desk; subject to availability.

### **INSTRUCTIONAL COURSES**

Classrooms will be communicated at the Secretariat Desk.

### **ISL EXECUTIVE COMMITTEE MEETINGS**

will be scheduled according to the updated Agenda of ISL Secretariat Office

### **POSTER FREE PRESENTATIONS AND DISCUSSION**

The Poster dedicated area is located on ground floor, near the Registration area.  
The Poster have to be sent, by Courier, already printed (size base 90 cm - height 120 cm), before September 5, to: Studio BC, Via dei Santi Giacomo e Filippo, 35/1, 16122, Genova (GE), Italy. Or they must be consigned on site, directly to the Registration Desk.  
Poster discussion: the scheduling of Poster discussion and speaker timing is published on this Program, pag.44. The Abstracts received and accepted will be screened as they are. In case of absence of the Speaker, the Abstract will not be presented.

### **PRIZES**

ISL-International Society of Lymphology will assign 2 Awards for best scientific contributions by Young Lymphologists attending the Congress.



### REGISTRATION AND ORGANIZING SECRETARIAT DESK HOURS

Monday 11 <sup>th</sup> September:	09.00am - 08.00pm
Tuesday 12 <sup>th</sup> September:	07.00am - 06.00pm
Wednesday 13 <sup>th</sup> September:	07.00am - 06.00pm
Thursday 14 <sup>th</sup> September:	07.00am - 07.00pm
Friday 15 <sup>th</sup> September:	07.00am - 03.00pm

### EXHIBIT HALLS' HOURS

Monday 11 <sup>th</sup> September:	02.00pm - 10.00pm
Tuesday 12 <sup>th</sup> September:	08.00am - 06.00pm
Wednesday 13 <sup>th</sup> September:	08.00am - 06.00pm
Thursday 14 <sup>th</sup> September:	08.00am - 07.00pm
Friday 15 <sup>th</sup> September:	08.00am - 03.00pm

### SLIDE CENTER / SPEAKERS' CORNER

All rooms are set up exclusively for PC video projection.  
It will not be possible to make the presentation directly from your own computer.  
Presentations should be compatible with the Windows system.

**The Speaker's Corner is located on floor 1 and is open from one hour before the start of the Sessions until the end of the day, to provide assistance to all speakers.**

**ISL2023 Congress Sessions Presentations:** possibly based on the specific ISL2023 Power Point Template, to be sent via email or We Transfer to [secretariat@isl2023lymphology.com](mailto:secretariat@isl2023lymphology.com), within September 4<sup>th</sup> or to be delivered and uploaded on site, to the Speaker's Corner, at least 4 hours before the scheduled time of your speech.

**ISL2023 Oral Free Presentations:** we remind you that these presentations will be carried out in 5 min +1 min discuss. The Abstracts received and accepted will be screened as they are. The scheduling of the Oral Free Presentations sessions and speakers timing is published on this Program, from page 36 to page 43. In case of absence of the Speaker, the Abstract will not be presented.

### FACULTY AND PRESENTERS CONFLICT OF INTEREST STATEMENTS

According to UEMS-EACCME®, the 29<sup>th</sup> ISL World Congress of Lymphology - ISL 2023 requires all individuals making presentations at the Congress to declare their conflicts of interest in relation to their presentations, by stating it on the second slide of the presentations. The COI form must to be sent, before the Congress, to [isl@thetriumph.com](mailto:isl@thetriumph.com), or filled out on site, before presentation, at Registration Desk.

The list of conflict of interest declarations will be available for review on the congress website: [www.isl2023lymphology.com](http://www.isl2023lymphology.com)

### TAXI

To call for a taxi within Genoa, you can contact the Taxi Desk at Ground Floor (main entrance) during the day.  
Radio Taxi +39 0105966

### VARIATIONS

**The Scientific and Organizing Secretariats reserve the right to make any variation to the program deemed necessary for technical and/or scientific reasons.**

For information please visit the website  
[www.isl2023lymphology.com](http://www.isl2023lymphology.com)

## ECM (ITALIAN CREDITS)

Il 29th ISL World Congress of Lymphology- ISL 2023 è accreditato alla Commissione Nazionale per la Educazione Continua in Medicina (ECM) dell'AGENAS per n. 4 percorsi formativi, dal provider Triumph Italy srl id 6213.

*The 29th ISL World Congress of Lymphology- ISL 2023 is accredited to the AGENAS Continuing Medical Education (Italian CME) for No. 4 educational courses, provided by the provider Triumph Italy srl id 6213.*

### CREDITI/CREDITS:

12/09/2023 - ID ECM 6213-390898 N. crediti ECM 3  
 13/09/2023 - ID ECM 6213-391007 N. crediti ECM 2,7  
 14/09/2023 - ID ECM 6213-391030 N. crediti ECM 3  
 15/09/2023 - ID ECM 6213-391033 N. crediti ECM 0,6

**L'accreditamento ECM è previsto per le sole attività scientifiche della MAESTRALE HALL (per le sale parallele non è previsto l'accreditamento ECM e la partecipazione non permetterà il raggiungimento del' 90% del tempo).**

**Per accedere ai corsi basterà il riconoscimento del badge in fase di ingresso e uscita dalla sala.**

**La mancanza anche di una sola timbratura di ingresso o uscita ad ogni corso formativo non permetterà la compilazione dei questionari di valutazione ECM.**

*Italian CME accreditation is provided only for scientific activities in the MAESTRALE HALL (for parallel rooms, Italian CME accreditation is not provided, and participation will not allow the achievement of 90% of the time).*

*Access to the courses will require only badge recognition when entering and leaving the hall.*

*Missing even one entry or exit stamp at each educational course will not allow the completion of evaluation forms.*

I corsi sono accreditati per più di 200 partecipanti quindi non sono previsti i test ECM ma, per l'attribuzione dei crediti, è, comunque, fondamentale e obbligatorio compilare (esclusivamente in modalità ONLINE) la scheda di valutazione di gradimento Evento.

*The courses are accredited for more than 200 participants so there are no Italian CME tests but, for the allocation of credits, is essential and compulsory to fill in (exclusively in ONLINE mode) the Event evaluation form.*

### I CORSI SONO STATI ACCREDITATI PER LE SEGUENTI PROFESSIONI E DISCIPLINE:

*Courses have been accredited for the following professions and disciplines:*

<b>Farmacista</b> Farmacista Pubblico del Ssn; Farmacista Territoriale; Farmacista di altro settore	<b>Pharmacist</b> Public pharmacist in the ssn; Territorial pharmacist; Pharmacist in other field
<b>Podologo</b> Podologo; Iscritto nell'elenco speciale ad esaurimento	<b>Podiatrist</b> Podiatrist; Enrolled in the special ad esaurimento list
<b>Terapista occupazionale</b> Terapista occupazionale; Iscritto nell'elenco speciale ad esaurimento	<b>Occupational therapist</b> Occupational therapist; On the special ad esaurimento list
<b>Medico chirurgo</b> Allergologia ed immunologia clinica; Angiologia; Dermatologia e Venereologia; Endocrinologia; Geneticamedica; Malattie metaboliche e Diabetologia; Malattie dell'apparato respiratorio; Malattie infettive; Medicina e Chirurgia di accettazione e di urgenza; Medicina Fisica e Riabilitazione; Medicina interna; Medicina termale; Medicina dello sport; Oncologia; Pediatria; Radioterapia; Cardiocirurgia; Chirurgia generale; Chirurgia pediatrica; Chirurgia plastica e ricostruttiva; Chirurgia toracica; Chirurgia vascolare; Ginecologia e Ostetricia; Ortopedia e traumatologia; Urologia; Anatomia patologica; Farmacologia e tossicologia clinica; Laboratorio di genetica medica; Medicina nucleare; Microbiologia e Virologia; Radiodiagnostica; Medicina generale (medici di famiglia); Pediatria (pediatri di libera scelta); Scienza dell'alimentazione e Dietetica	<b>Medical surgeon</b> Allergology and Clinical Immunology; Angiology; Dermatology and Venereology; Endocrinology; Geneticamedical; Metabolic diseases and Diabetology; Respiratory diseases; Infectious diseases; Acceptance and Emergency Medicine and Surgery; Physical Medicine rehabilitation; Internal Medicine; Thermal Medicine; Sports Medicine; Oncology; Pediatrics; Radiation Therapy; Cardiac Surgery; General Surgery; Pediatric Surgery; Plastic and Reconstructive Surgery; Thoracic Surgery; Vascular Surgery; Gynecology and Obstetrics; Orthopedics and Traumatology; Urology; Pathologic Anatomy; Clinical Pharmacology and Toxicology; Medical Genetics laboratory; Nuclear Medicine; Microbiology and Virology; Radiodiagnostics; General Medicine (family physicians); Pediatrics (pediatricians of free choice); Food Science and Dietetics
<b>Tecnico della Fisiopatologia Cardiocircolatoria e Perfusioni Cardiovascolare</b> Tecnico della Fisiopatologia Cardiocircolatoria e Perfusioni Cardiovascolare; Iscritto nell'elenco speciale ad esaurimento	<b>Cardiocirculatory Pathophysiology and Cardiovascular Perfusion Technician</b> Cardiocirculatory Pathophysiology and Cardiovascular Perfusion Technician; Enrolled in the special ad esaurimento list
<b>Tecnico Ortopedico</b> Tecnico Ortopedico; Iscritto nell'elenco speciale ad esaurimento	<b>Orthopedic Technician</b> Orthopedic Technician; Enrolled in the special ad esaurimento list
<b>Fisioterapista</b> Fisioterapista; Iscritto nell'elenco speciale ad esaurimento	<b>Physiotherapist</b> Physiotherapist; Enrolled in the special ad esaurimento list
<b>Infermiere</b> Infermiere	<b>Nurse</b> Nurse
<b>Dietista</b> Dietista; Iscritto nell'elenco speciale ad esaurimento	<b>Dietitian</b> Dietician; Enrolled in the special exhaustive list
<b>Educatore professionale</b> Educatore professionale; Iscritto nell'elenco speciale ad esaurimento	<b>Professional Educator</b> Professional Educator; Listed on the special exhaustive list



### PER OTTENERE I CREDITI SARÀ NECESSARIO:

1. Avere l'anagrafica compilata correttamente (completa di laurea, specializzazione e inquadramento professionale);
2. Presenziare almeno al 90% della durata delle sessioni scientifiche;
3. Compilare il questionario di gradimento (obbligatoriamente ed esclusivamente on line).

### To obtain credits you will need to:

1. Have the biographical record filled out correctly (complete with degree, specialization and professional classification);
2. Attend at least 90% of the duration of the scientific sessions;
3. Fill out the attendance questionnaire (compulsorily and exclusively online).

### QUESTIONARIO E ATTESTATO ECM / QUESTIONNAIRE AND CME CERTIFICATE

Sarà possibile compilare il questionario di qualità accedendo con le proprie credenziali personali al seguente link:

<https://webapp.triumphgroupinternational.com/cmsweb/Login.asp?IDcommessa=TRM23020&Lang=IT>

Una volta compilato sarà possibile scaricare il proprio attestato accedendo all'area "Download".

You will be able to fill out the quality questionnaire by accessing the following link with your personal credentials:

<https://webapp.triumphgroupinternational.com/cmsweb/Login.asp?IDcommessa=TRM23020&Lang=IT>

Once completed it will be possible to download your certificate by accessing the "Download" area

### TABELLA CORSI E APERTURA QUESTIONARIO/TABLE: COURSES AND QUESTIONNAIRE OPENING

Titolo Title	Cod. ECM ECM code	Data Date	Ora inizio Start time	Ora fine End time	Aula Hall	Partecipanti accreditati Accredited participants	N. crediti N. of credits	Test ECM	Questionario qualità Quality questionnaire	Data apertura Opening date	Ora apertura Opening time	Data chiusura Closing date	Ora chiusura Closing time
29TH ISL WORLD CONGRESS OF LYMPHOLOGY- ISL 2023 - THEMES OF DAY 12 SEPTEMBER 2023	390898	12/09/23	08:00	19:45	Maestrane	450	3	NO	SI/Yes	13/09/23	00:00	15/09/23	23:59
29TH ISL WORLD CONGRESS OF LYMPHOLOGY - ISL 2023 - THEMES OF DAY 13 SEPTEMBER 2023	391007	13/09/23	08:00	18:30	Maestrane	450	2,7	NO	SI/Yes	14/09/23	00:00	16/09/23	23:59
29TH ISL WORLD CONGRESS OF LYMPHOLOGY - ISL 2023 - THEMES OF DAY 13 SEPTEMBER 2023	391030	14/09/23	08:00	19:30	Maestrane	450	3	NO	SI/Yes	15/09/23	00:00	17/09/23	23:59
29TH ISL WORLD CONGRESS OF LYMPHOLOGY- ISL 2023 -THEMES OF DAY 15 SEPTEMBER 2023	391033	15/09/23	08:00	10:00	Maestrane	450	0,6	NO	SI/Yes	16/09/23	00:00	18/09/23	23:59

### ECMEC®s (EUROPEAN CREDITS)

The 29th ISL World Congress of Lymphology - ISL 2023 has been granted 26 European credits (ECMEC®) by the European Accreditation Council for Continuing Medical Education (EACCME®).

Each participant is entitled to a number of credits equal to the number of hours of actual attendance.

The EACCME® awards ECMEC®s on the basis of 0.5 CMEC®s for every 30 minutes of CME with a maximum of ECMEC® credits per day equal to:

*Il 29th ISL World Congress of Lymphology - ISL 2023 ha ottenuto 26 crediti europei (ECMEC®) da parte dell'European Accreditation Council for Continuing Medical Education (EACCME®).*

*Ogni partecipante ha diritto a un numero di crediti pari al numero di ore di effettiva partecipazione.*

*L'EACCME® assegna gli ECMEC® sulla base di 0,5 ECMEC® ogni 30 minuti di partecipazione con un massimo di crediti ECMEC® giornalieri pari a:*

12.09.2023 - 8.00  
13.09.2023 - 8.00  
14.09.2023 - 8.00  
15.09.2023 - 2.00

### EACCME LEARNING AND GRADING ASSESSMENT: ONLINE ONLY

For the purposes of awarding ECMEC® credits, it will be necessary to fill in the satisfaction questionnaire to be carried out exclusively ONLINE via the following link: <https://webapp.triumphgroupinternational.com/cmsweb/Login.asp?IDcommessa=TRM23020&Lang=IT> which will be sent to all participants via email at the end of the Congress, with the limitation that the same **must be completed by 11:59 PM on October 1st, 2023**. If you do not receive the email, please contact [registration@thetriumph.com](mailto:registration@thetriumph.com)

### VALUTAZIONE APPRENDIMENTO E GRADIMENTO EACCME: UNICAMENTE ONLINE

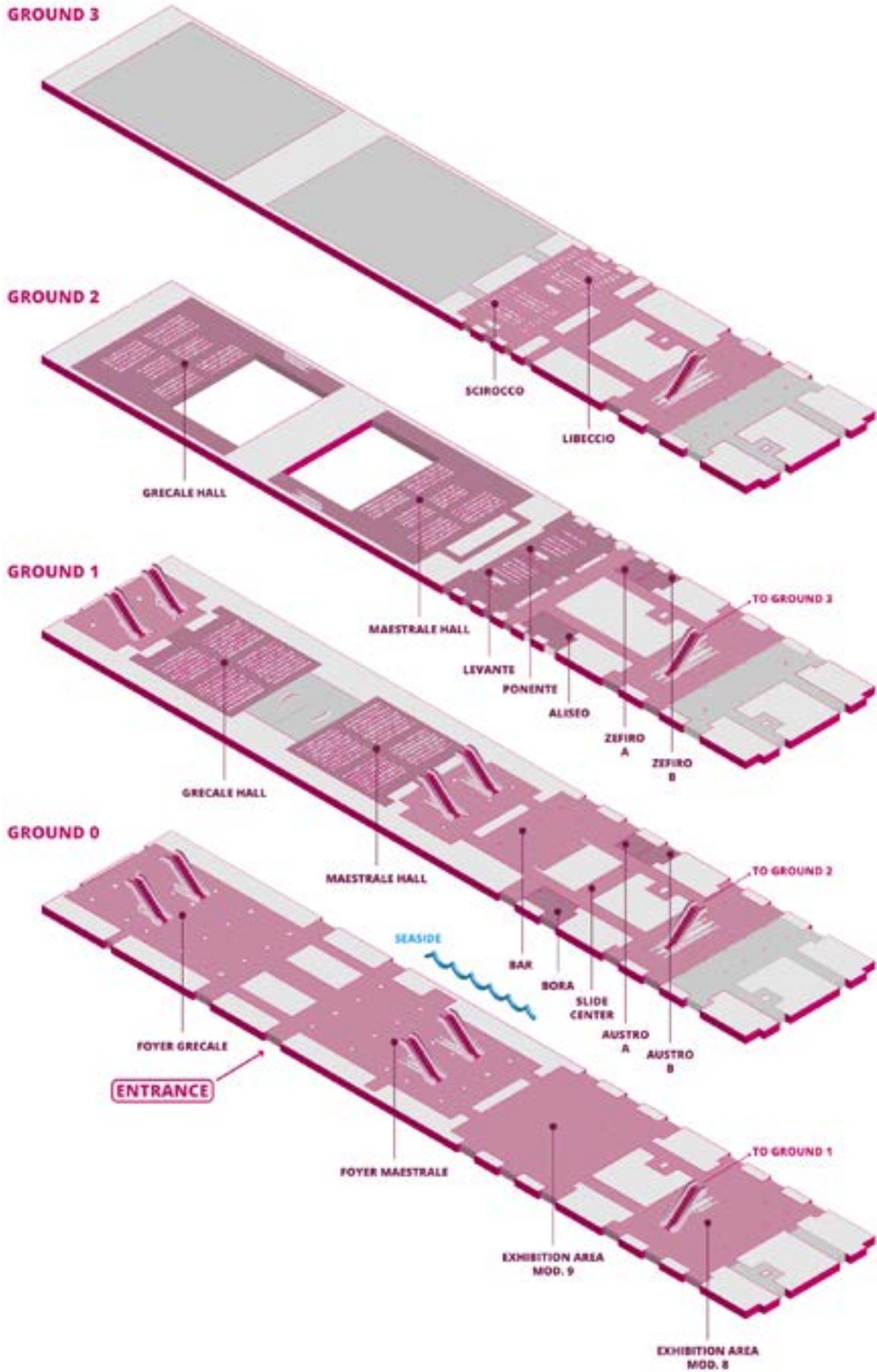
*Ai fini dell'attribuzione dei crediti ECMEC®, sarà necessario procedere alla compilazione del questionario di gradimento da effettuare obbligatoriamente ed esclusivamente in modalità ONLINE tramite il seguente link: <https://webapp.triumphgroupinternational.com/cmsweb/Login.asp?IDcommessa=TRM23020&Lang=IT> che verrà inviato a tutti i partecipanti tramite mail al termine del Congresso, con la limitazione che lo stesso **dovrà essere compilato entro le ore 23:59 del 01/10/2023**. In caso di mancata ricezione della mail la invitiamo a contattare [registration@thetriumph.com](mailto:registration@thetriumph.com).*

### ECMEC® CERTIFICATES

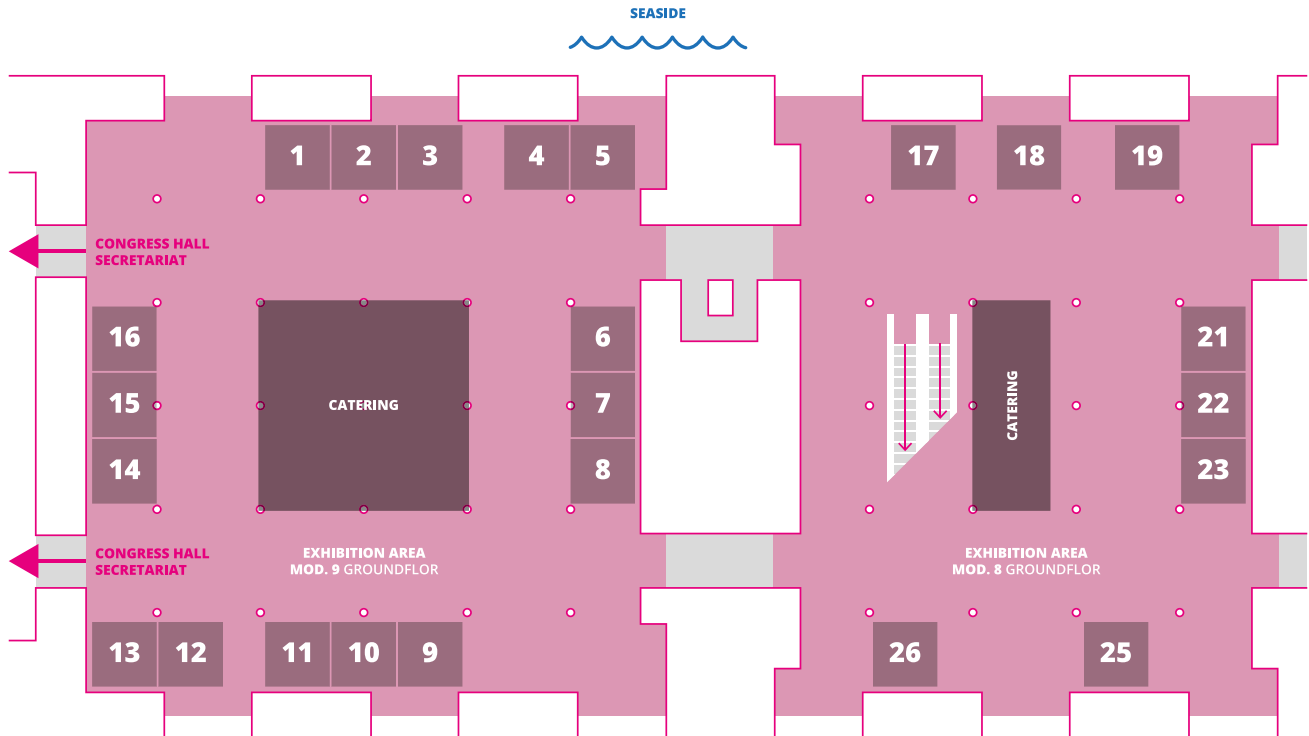
- » The certificate will only be downloadable from your personal "Download Area" page after you have completed the satisfaction questionnaire. The certificate will only show the number of credits equal to the hours of actual participation.
- » In order to receive the credits, each participant must have his or her badge scanned by the hostesses at the entrance and exit of the rooms where the accredited sessions of the event will be held.
- » Doctors must only claim ECMEC®s for those LEES, or part of LEES that they have attended, in accordance with their home country's criteria.
- » **In order to require the recognition of ECM credits, Italian healthcare professionals can submit to their professional order the useful documentation. The professional order will evaluate the event and the possible recognition of the credits.**
- » **The UEMS-EACCME® has mutual recognition agreements with the American Medical Association (AMA) for live events and e-learning materials and with the Royal College of Physicians and Surgeons of Canada for live events only.**
- » The CME certificate will be provided electronically after the Congress.

### ATTESTATI ECMEC®

- » *Il certificato sarà scaricabile dalla propria pagina personale "Area Download" solo dopo aver compilato il questionario di gradimento. Il certificato riporterà esclusivamente il numero dei crediti pari alle ore di effettiva partecipazione.*
- » *Ogni partecipante per vedersi riconoscere i crediti dovrà far scansionare il proprio badge dalle hostess presenti sia all'ingresso che all'uscita delle sale dove si svolgeranno le sessioni accreditate dell'evento.*
- » *I medici devono richiedere il riconoscimento degli ECMEC® solo per i LEES, o parte dei LEES, a cui hanno partecipato e devono assicurarsi di farlo in conformità con i criteri del proprio Paese.*
- » **Per richiedere il riconoscimento dei crediti ECM, i professionisti sanitari italiani possono presentare al proprio ordine di appartenenza tutta la documentazione richiesta. L'Ordine professionale valuterà l'evento e l'eventuale riconoscimento dei crediti.**
- » **L'UEMS-EACCME® ha accordi di mutuo riconoscimento con l'American Medical Association (AMA) per gli eventi dal vivo e i materiali di e-learning e con il Royal College of Physicians and Surgeons of Canada solo per gli eventi dal vivo.**
- » *Il certificato EACCME sarà fornito elettronicamente dopo il Congresso.*



## EXHIBITORS MAP



Stand	Company
1	InBody
2	Cizeta Medicali
3	Gloria Med Pharma Srl
4 - 5	Mego Afek AC Ltd.
6 - 7	Amnol Chimica Biologica Srl
8	Diagnostic Green / Renew Health
9	Technolux Srl
10	Lymphatica Medtech SA
11	Solta Medical / Bausch & Lomb - Iom SpA
12	Fibralign Corp.
13	Mitaka Europe GmbH
14	Fujifilm Italia SpA
15	Generali Italia
16	Candela Italia Srl
17	Just a New Health
18	Unibell Srl
19	LIO Lipedema Italia Associazione Italiana Lipedema - LWA Lipedema World Alliance
21 - 22 - 23	Mitaka Europe GmbH
25	Integra Lifesciences
26	Idevax BV

With the unconditional contribution of

**GOLD SPONSOR**



**BRONZE SPONSOR**



**SPONSORS & EXHIBITORS**



FONDAZIONE CARLO E GIUSEPPE PIAGGIO  
e MARIA PIAGGIO CASARSA



*Think Healthy*

AMNOL Chimica Biologica is a forward-looking pharmaceutical company specializing in the production and marketing of nutraceuticals and dermaticals.

Founded in 1978, AMNOL Chimica Biologica has been involved for over 40 years in research and innovation in the biochemical, biotechnological and pharmaceutical sector.

Registered with the Italian Ministry of Health as pharmaceutical company, AMNOL has worked in research and development for its own account and for third party companies of nutritional health supplements, dermaticals, dietary foods for special medical purposes and medical devices.

The company stands out for its use of extremely rigorous methods of scientific research, the most innovative technologies and a certified manufacturing process throughout its production of health products, coming from original extracts, and quality dermaticals.

Cutting-edge research for very high quality nutritional health supplements and dermaticals AMNOL is on the market with cutting-edge products for different areas of intervention, thanks to the ongoing work on the development, manufacture and marketing of nutritional health supplements and dermaticals.

In addition to the research and production of its key products for **Phlebology** and **Lymphology**, AMNOL also proposes a line for the **skin well-being**. The different product lines are identified as systemic, topical and medical devices and are available in several different pharmaceutical formulations:

- **systemic products:** hard and soft capsules, tablets, effervescent tablets, differentiated-release tablets, powders, oral granules
- **topical products:** creams, gels, microemulsions, foams, sprays, talc and detergents for external use

# ABOUT

# Mego Afek

## Compression Therapy Systems



AT MEGO AFEK, OUR VISION REVOLVES AROUND PROVIDING THE HIGHEST-QUALITY, MOST EFFECTIVE, AND ACCESSIBLE PRODUCTS TO IMPROVE PATIENT CARE AND ELEVATE THEIR QUALITY OF LIFE.

**Over the years**, our in-house Research and Development (R&D) team has developed and utilized patent-protected technologies and know-how, enabling us to offer products at the forefront of technology. We continuously adapt and innovate, introducing new products and features to address evolving market demands.

**Our team includes** a diverse range of talents, including electronic, mechanical, and software engineers, as well as garment designers and welding experts. This comprehensive expertise empowers us to excel in both device and garment development and production.

**The synergy** between our R&D abilities, technical capabilities, and extensive knowledge amassed over years in the realm of vascular and lymph flow disorders positions us as industry leaders, providing optimal solutions for the market.

**With over four decades** of expertise in the development and manufacturing of technologies in the field of Lymphedema, Lipedema, Venous Insufficiency, Nonhealing Wounds, and other Peripheral Circulatory Diseases.

**Mego Afek** continues to profoundly impact and enhance the lives of patients all around the globe. Backed by more than 30 peer-reviewed publications & Clinical research, we provide evidence-based compression therapy innovative solutions **in compliance with strict quality standards: ISO 13485: 2016, US FDA clearance, Medical CE mark**, and additional medical approvals..





---

*Fibralign Corporation is a biotech innovator that develops therapeutic medical devices to address significant unmet needs.*

*Our first clinical focus is developing novel surgical implant devices for use in the treatment and prevention of secondary lymphedema.*

---

Fibralign is a commercial-stage company that spun out of Stanford University and is headquartered in Silicon Valley (Union City, CA), where it has established R&D labs and GMP manufacturing facilities. Our research team collaborates with leading universities and hospitals around the world in developing novel treatments to advance healthcare and improve patient outcomes.

With over 15 years of dedicated research, Fibralign team has created breakthrough tissue engineering technology for creating 3D collagen scaffolds that can precisely mimic human tissue and be used in a wide range of soft tissue repair applications.

Backed by over 40 peer-reviewed scientific publications and over 250 clinical cases spanning 11 countries, Fibralign provides evidence-based surgical treatment for repairing lymphatic tissue and restoring lymphatic function.

Three prospective clinical studies (US, Europe, and Japan) are being conducted for the treatment and prevention of lymphedema. Fibralign has received FDA 510(k) clearance, CE mark and has an established ISO 13485:2016 certified quality system.



Contact us: [info@fibralignbio.com](mailto:info@fibralignbio.com)

+1.415.902.4721

<https://global.fibralignbio.com/>



# 29<sup>TH</sup> ISL WORLD CONGRESS OF LYMPHOLOGY



## **Scientific Secretariat Office**

isl@isl2023lymphology.com  
info@campisiclinic.com  
corrado@campisiclinic.com  
campisi@unige.it

## **Organizing Secretariat**

### **Studio BC**

via dei Santi Giacomo e Filippo, 35/1  
16122 Genoa, Italy  
tel. +39 0100983860  
www.stubiobc.it  
secretariat@isl2023lymphology.com  
isl@isl2023lymphology.com

## **Provider CME-ECM**

### **Triumph Italy Srl**

HQ: Via Lucilio 60  
00136 Rome, Italy  
Triumph Group International SpA Benefit Corporation  
Benelux / China / Italy / Saudi Arabia / Singapore / UK  
www.triumphgroupinternational.com

## **Congress Venue**

### **Magazzini del Cotone Congress Center**

Porto Antico  
16128 Genoa, Italy

## **Media Agency**

### **Metters Studio Films**

www.metterstudio.it